

Leicestershire County Council - Sufficiency Statistics
Blaby District
September 2017

Basket of Indicators - Sufficiency Score = 46 (65.6)																
Weighted Score	9			9.4			13.6					4.4		4.0	5.6	
Score	3.0	3.0	4.0	3.0	5.0	3.8	5.0	1.0	1.0	5.0	5.0	2.5	3.0	5.0	5.0	0.6
Indicator ID	Su1	Su2	Su3	F1	F2	F3	HQ1	HQ3	HQ4	HQ5	HQ6	Af1	Af2	Ac1	NP1	NP2

	The Pavilion, Huncote	Enderby	Countesthorpe	Braunston Town	Leicester Forest East	District Total
Current childcare providers						
Childminder	24	13	30	11	29	107
Nursery	5	8	7	5	5	30
Out of School Care	3	7	4	2	4	20
Pre-School	8	7	7	3	9	34
Holiday Playschemes	6	6	1	2	0	15
Current childcare places						
Childminder	133	74	168	61	166	602
Nursery	302	728	320	374	221	1,945
Out of School Care	112	277	62	40	108	599
Pre-School	230	247	182	52	212	923
Holiday Playschemes	189	235	16	64	0	504
Childcare ratios						
0-2 year olds	1:2	1:1	1:3	1:3	1:3	1:2
3-4 year olds	1:1	1:1	1:2	1:3	1:2	1:2
5-7 year olds	1:7	1:4	1:9	1:14	1:7	1:7
8-10 year olds	1:7	1:3	1:11	1:16	1:8	1:7
11-14 year olds	1:12	1:8	1:17	1:28	1:13	1:14
Ofsted grades - Childminders						
%age good or outstanding	93.8%	100.0%	95.7%	100.0%	90.9%	95.1%
%age requires improvement	6.3%	0.0%	4.3%	0.0%	4.5%	3.7%
%age inadequate	0.0%	0.0%	0.0%	0.0%	4.5%	1.2%
Ofsted grades - Nursery/Pre-School						
%age good or outstanding	87.5%	100.0%	87.5%	83.3%	100.0%	92.9%
%age requires improvement	0.0%	0.0%	12.5%	16.7%	0.0%	4.8%
%age inadequate	12.5%	0.0%	0.0%	0.0%	0.0%	2.4%
Ofsted grades - Out of School Care						
%age good or outstanding	66.7%	100.0%	0.0%	50.0%	100.0%	85.7%
%age requires improvement	0.0%	0.0%	0.0%	50.0%	0.0%	7.1%
%age inadequate	33.3%	0.0%	0.0%	0.0%	0.0%	7.1%
Ofsted grades - Overall						
%age good or outstanding	88.0%	100.0%	93.5%	93.8%	93.8%	93.7%
%age requires improvement	4.0%	0.0%	6.5%	6.3%	3.1%	3.9%
%age inadequate	8.0%	0.0%	0.0%	0.0%	3.1%	2.4%
Average Weekly Costs						
Childminder	£182	£177	£166	£165	£196	£178
Nursery	£209	£202	£182	£205	£209	£200
Out of School Care	----	£233	----	£225	£157	£199
Pre-School	£178	£164	£180	£141	£166	£169
Holiday Playschemes	£46	£115	£125	£200	----	£97

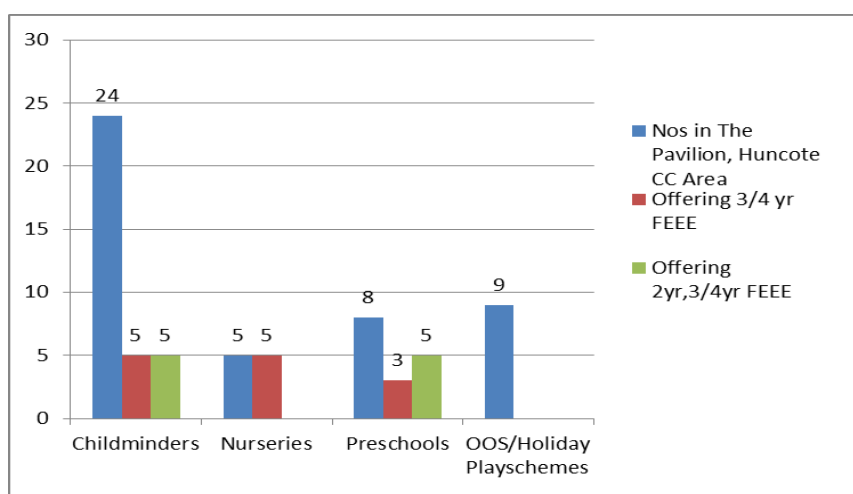
Blaby district – children centre area breakdown

The Pavilion Huncote

Childcare ratios

0-2 year olds	1:2
3-4 year olds	1:1
5-7 year olds	1:7
8-10 year olds	1:7
11-14 year olds	1:12

The statistics show that the children centre area is over sufficient in places for 0-2 . 3-4, and under sufficient in places for 5-7. There are sufficient places for 8-10 and 11-14 year olds.



Within the Pavillion Huncote area there are:

- 24 Childminders, of these, 5 offer FEEE places for 3 and 4 year olds and 5 offer FEEE places for 2 year olds.
- 5 day nurseries, of these, 5 offer FEEE places for 3 and 4 year olds and 5 offer FEEE places for 2 year olds.
- 8 Pre-schools, of these, 3 offer FEEE places for 3 and 4 year olds and 5 offer FEEE places for 2 year olds.
- 9 out of school and holiday play schemes

The information on the opening times for out of school, holiday provision and play schemes can be found on the [Family Information webpages](#)

2 year FEEE	Summer 2017 Term	Number on DWP list	53
		Taken up	29
		% take-up	54.7%
3 year FEEE		% take-up	93.7%

Estimated population mid-year 2017 (gov't 2015 mid-year rolled forward) for 3 yr olds (Finance Headcount Database) expressed as %age of 3/4 yr olds from Population Estimated number of families form Department of Work and Pensions for 2 yr olds Finance Headcount Database) expressed as %age of 2 yr olds places available.

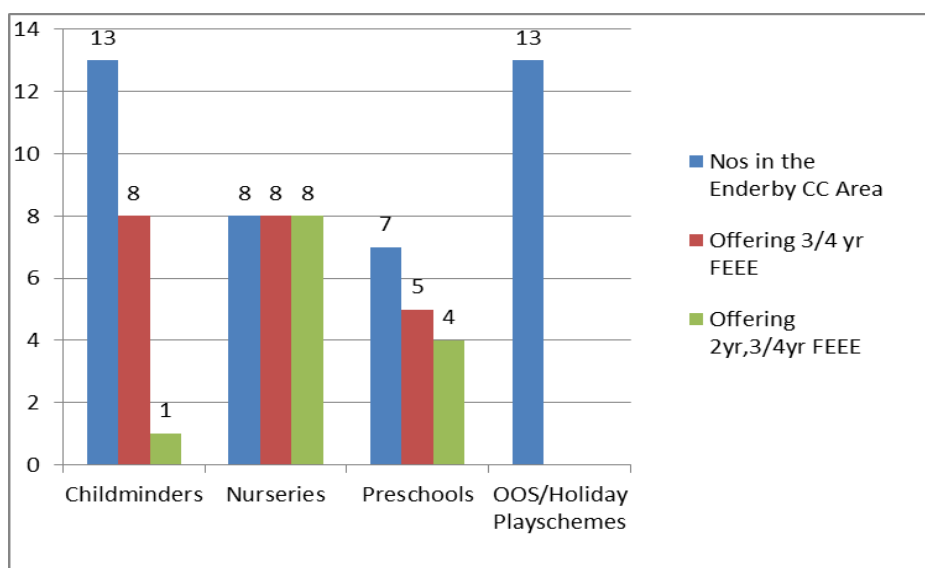
Enderby

The childcare ratios in this section only take into account the present situation. For further information on [new housing developments](#) which may alter the childcare ratios needed, please access the link above.

Childcare ratios

0-2 year olds	1:1
3-4 year olds	1:1
5-7 year olds	1:4
8-10 year olds	1:3
11-14 year olds	1:8

The statistics show that the children centre area is over sufficient in places for all age groups.



Within the Enderby area there are:

- 13 Childminders, of these, 8 offer FEEE places for 3 and 4 year olds and 1 offers FEEE places for 2 year olds.
- 8 day nurseries, of these, 8 offer FEEE places for 3 and 4 year olds and 8 offer FEEE places for 2 year olds.
- 7 Pre-schools, of these, 5 offer FEEE for 3 and 4 year olds and 4 offer FEEE for 2 year olds.
- 13 out of school and holiday play schemes

The information on the opening times for out of school, holiday provision and play schemes can be found on the [Family Information webpages](#);

2 year FEEE	Summer 2017 Term	Number on DWP list	35
		Taken up	29
		% take-up	82.9%
3 year FEEE		% take-up	108.9%

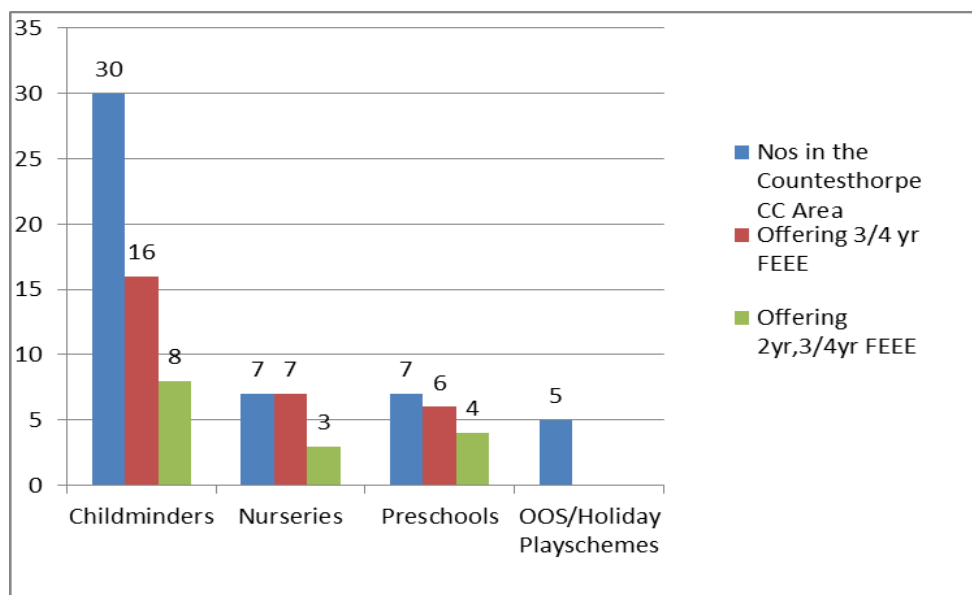
Estimated population mid-year 2017 (gov't 2015 mid-year rolled forward) for 3 yr olds (Finance Headcount Database) expressed as %age of 3/4 yr olds from Population Estimated number of families form Department of Work and Pensions for 2 yr olds Finance Headcount Database) expressed as %age of 2 yr olds places available.

Countesthorpe

Childcare ratios

0-2 year olds	1:3
3-4 year olds	1:2
5-7 year olds	1:9
8-10 year olds	1:11
11-14 year olds	1:17

The statistics show that the children centre area is under sufficient in places for 5-7 and 8-10 year olds, over sufficient in places for 3-4 and 11-14 year olds and sufficient in places for 0-2 year olds.



Within the Countesthorpe area there are:

- 30 Childminders, of these, 16 offer FEEE places for 3 and 4 year olds and 8 offer FEEE places for 2 year olds.
- 7 day nurseries, of these, 7 offer FEEE places for 3 and 4 year olds and 3 offer FEEE places for 2 year olds.
- 7 Pre-schools, of these, 6 offer FEEE places for 3 and 4 year olds and 4 offer FEEE places for 2 year olds.
- 5 out of school and holiday play schemes.

The information on the opening times for out of school, holiday provision and play schemes can be found on the Family Information webpages [Family Information webpages](#)

2 year FEEE	Summer 2017 Term	Number on DWP list	61
		Taken up	48
		% take-up	78.7%
3 year FEEE		% take-up	96.0%

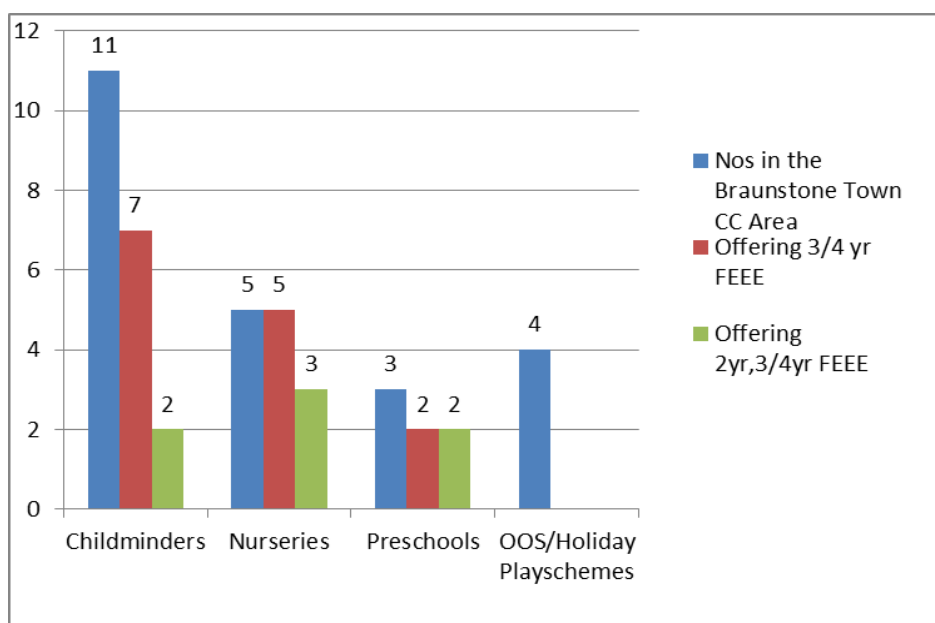
Estimated population mid-year 2017 (gov't 2015 mid-year rolled forward) for 3 yr olds (Finance Headcount Database) expressed as %age of 3/4 yr olds from Population Estimated number of families form Department of Work and Pensions for 2 yr olds Finance Headcount Database) expressed as %age of 2 yr olds places available.

Braunstone Town

Childcare ratios

0-2 year olds	1:3
3-4 year olds	1:3
5-7 year olds	1:14
8-10 year olds	1:16
11-14 year olds	1:28

The statistics show that the children centre area is sufficient in places for 0-2 and 3-4 year olds, under sufficient in places for 5-7 and 8-10 year and 11-14 year olds.



Within the Braunstone Town area there are:

- 11 childminders, of these, 7 offer FEEE places for 3 and 4 year olds and 2 offer FEEE places for 2 year olds.
- 5 day nurseries, of these, 5 offer FEEE places for 3 and 4 year olds and 3 offer FEEE places for 2 year olds.
- 3 Pre-schools, of these, 2 offer FEEE places for 3 and 4 year olds and 2 offer FEEE places for 2 year olds.
- 4 out of school and holiday play schemes.

The information on the opening times for out of school, holiday provision and play schemes can be found on the [Family Information webpages](#)

2 year FEEE	Summer 2017 Term	Number on DWP list	65
		Taken up	31
		% take-up	47.7%
3 year FEEE		% take-up	71.7%

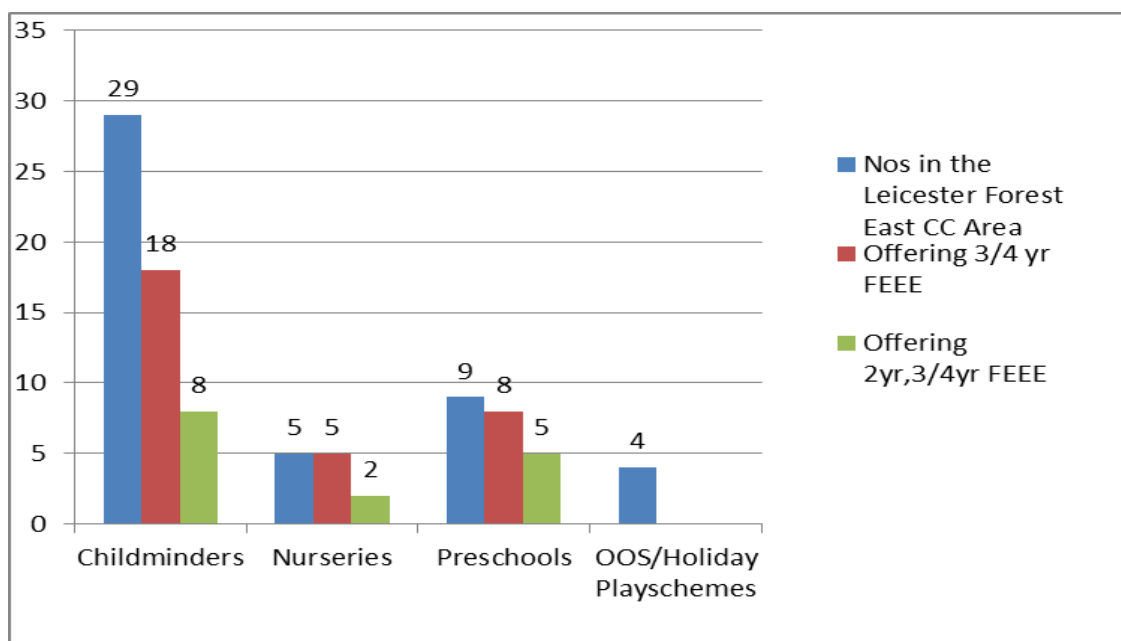
Estimated population mid-year 2017 (gov't 2015 mid-year rolled forward) for 3 yr olds (Finance Headcount Database) expressed as %age of 3/4 yr olds from Population Estimated number of families form Department of Work and Pensions for 2 yr olds Finance Headcount Database) expressed as %age of 2 yr olds places available.

Leicester Forest East

Childcare ratios

0-2 year olds	1:3
3-4 year olds	1:3
5-7 year olds	1:7
8-10 year olds	1:8
11-14 year olds	1:13

The statistics show that the children centre area is over sufficient in places for 3-4 and 11-14 year olds and sufficient in places for 0-2, whilst under sufficient in places for 5-7 and 8-10 year olds.



Within the Leicester Forest East area there are:

- 29 Childminders, of these, 18 offer FEEE places for 3 and 4 year olds and 8 offer FEEE places for 2 year olds.
- 5 day nurseries, of these, 5 offer FEEE places for 3 and 4 year olds and 2 offer FEEE places for 2 year olds.
- 9 Pre-schools, of these, 8 offer FEEE places for 3 and 4 year olds and 5 offer FEEE places for 2 year olds.
- 4 out of school and holiday play schemes.

The information on the opening times for out of school, holiday provision and play schemes can be found on the [Family Information webpages](#)

2 year FEEE	Summer 2017 Term	Number on DWP list	45
		Taken up	23
		% take-up	51.1%
3 year FEEE		% take-up	85.3%

Estimated population mid-year 2017 (gov't 2015 mid-year rolled forward) for 3 yr olds (Finance Headcount Database) expressed as %age of 3/4 yr olds from Population. Estimated number of families form Department of Work and Pensions for 2 yr olds Finance Headcount Database) expressed as %age of 2 yr olds places available.

Leicestershire County Council - Sufficiency Statistics
Charnwood District
September 2017

Basket of Indicators - Sufficiency Score = 44.2 (65.6)																
Weighted Score	7.2			11			13.6				2.8		4.0	5.6		
Score	1.0	3.0	4.0	5.0	5.0	3.8	5.0	1.0	1.0	5.0	5.0	2.5	1.0	5.0	5.0	0.6
Indicator ID	Su1	Su2	Su3	F1	F2	F3	HQ1	HQ3	HQ4	HQ5	HQ6	Af1	Af2	Ac1	NP1	NP2

	Cobden	Loughborough West	Mountsorrel	Shelthorpe	Shepshed	Thurmaston	Anstey	Syston		District Total
Current childcare providers										
Childminder	3	8	37	11	23	19	27	15		143
Nursery	2	4	6	8	4	4	6	2		36
Out of School Care	1	2	8	6	6	5	9	1		38
Pre-School	3	4	10	2	6	7	8	2		42
Holiday Playschemes	2	1	6	6	9	2	5	2		33
Current childcare places										
Childminder	17	57	233	57	135	112	164	94		869
Nursery	115	198	345	570	268	277	497	156		2,426
Out of School Care	96	50	229	203	191	141	170	24		1,104
Pre-School	128	101	310	52	239	220	236	55		1,341
Holiday Playschemes	85	46	708	367	319	104	110	48		1,787
Childcare ratios										
0-2 year olds	1:6	1:4	1:4	1:1	1:3	1:3	1:3	1:5		1:3
3-4 year olds	1:3	1:2	1:2	1:2	1:2	1:1	1:2	1:3		1:2
5-7 year olds	1:11	1:13	1:7	1:6	1:6	1:7	1:8	1:12		1:8
8-10 year olds	1:9	1:13	1:7	1:6	1:5	1:7	1:8	1:11		1:7
11-14 year olds	1:19	1:22	1:12	1:14	1:9	1:12	1:15	1:17		1:14
Ofsted grades - Childminders										
%age good or outstanding	100.0%	80.0%	96.0%	66.7%	94.7%	100.0%	85.0%	100.0%		92.4%
%age requires improvement	0.0%	20.0%	4.0%	33.3%	0.0%	0.0%	10.0%	0.0%		5.7%
%age inadequate	0.0%	0.0%	0.0%	0.0%	5.3%	0.0%	5.0%	0.0%		1.9%
Ofsted grades - Nursery/Pre-School										
%age good or outstanding	100.0%	100.0%	92.9%	85.7%	100.0%	100.0%	91.7%	100.0%		95.0%
%age requires improvement	0.0%	0.0%	7.1%	14.3%	0.0%	0.0%	0.0%	0.0%		3.3%
%age inadequate	0.0%	0.0%	0.0%	0.0%	0.0%	0.0%	8.3%	0.0%		1.7%
Ofsted grades - Out of School Care										
%age good or outstanding	0.0%	100.0%	60.0%	100.0%	100.0%	100.0%	80.0%	100.0%		86.4%
%age requires improvement	0.0%	0.0%	40.0%	0.0%	0.0%	0.0%	20.0%	0.0%		13.6%
%age inadequate	0.0%	0.0%	0.0%	0.0%	0.0%	0.0%	0.0%	0.0%		0.0%
Ofsted grades - Overall										
%age good or outstanding	100.0%	90.9%	90.5%	78.6%	96.2%	100.0%	85.7%	100.0%		91.9%
%age requires improvement	0.0%	9.1%	9.5%	21.4%	0.0%	0.0%	8.6%	0.0%		6.4%
%age inadequate	0.0%	0.0%	0.0%	0.0%	3.8%	0.0%	5.7%	0.0%		1.7%
Average Weekly Costs										
Childminder	£162	£172	£166	£159	£172	£171	£184	£164		£171
Nursery	£182	£209	£196	£203	£215	£199	£201	£185		£201
Out of School Care	----	£48	----	£52	£50	£143	£165	----		£118
Pre-School	£190	£167	£185	£179	£182	£150	£193	£200		£180
Holiday Playschemes	£5	£38	£114	£109	£92	£155	£193	£150		£114

Charnwood district – children centre area breakdown

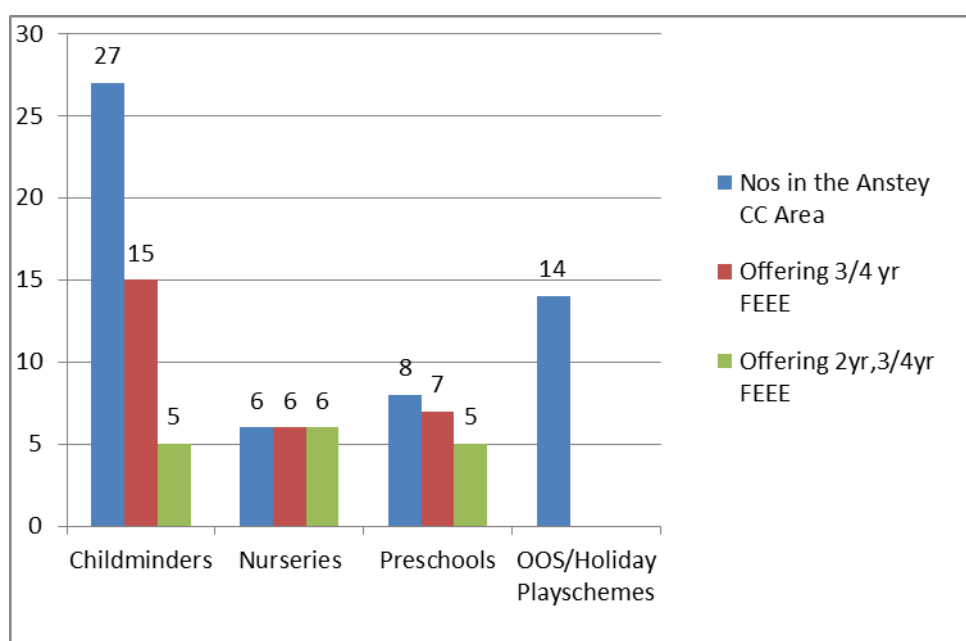
Anstey

The childcare ratios in this section only take into account the present situation. For further information on [new housing developments](#) which may alter the childcare ratios needed, please access the link above.

Childcare ratios

0-2 year olds	1:3
3-4 year olds	1:2
5-7 year olds	1:8
8-10 year olds	1:8
11-14 year olds	1:15

The statistics show that the children centre area is sufficient in places for 0-2 and, under sufficient in places for 5-7 year olds and 8-10 year olds and over sufficient in places for 3-4 and 11-14 year olds.



Within the Anstey area there are:

- 27 childminders, of these, 15 offer FEEE places for 3 and 4 year olds and 5 offer FEEE places for 2 year olds.
- 6 day nurseries, of these, 6 offer FEEE places for 3 and 4 year olds and 6 offer FEEE places for 2 year olds.
- 8 pre-schools, of these, 7 offer FEEE places for 3 and 4 year olds and 5 offer FEEE places for 2 year olds.
- 14 out of school and holiday play schemes.

The information on the opening times for out of school, holiday provision and play schemes can be found on the [Family Information webpages](#)

2 year FEEE	Summer 2017 Term	Number on DWP list	78
		Taken up	50
		% take-up	64.1%
3 year FEEE		% take-up	87.0%

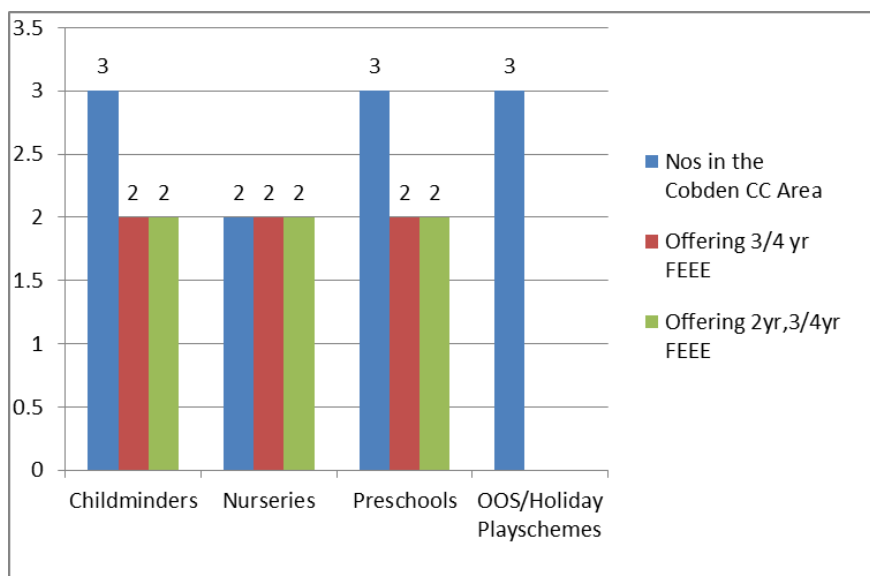
Estimated population mid-year 2017 (gov't 2015 mid-year rolled forward) for 3 yr olds (Finance Headcount Database) expressed as %age of 3/4 yr olds from Population Estimated number of families form Department of Work and Pensions for 2 yr olds (Finance Headcount Database) expressed as %age of 2 yr olds places available.

Cobden

Childcare ratios

0-2 year olds	1:6
3-4 year olds	1:3
5-7 year olds	1:11
8-10 year olds	1:9
11-14 year olds	1:19

The statistics show that the children centre area is under sufficient in places for 0-2, 5-7 and 8-10 year olds, over sufficient in places for 11-14 year olds and sufficient in places for 3-4 year olds.



Within the Cobden area there are;

- 3 childminders, of these, 2 offer FEEE places for 3 and 4 year olds and 2 offer FEEE places for 2 year olds.
- 2 day nurseries, of these, 2 offer FEEE places for 3 and 4 year olds and 2 offer FEEE places for 2 year olds.
- 3 pre-schools, of these, 2 offer FEEE places for 3 and 4 year olds and 2 offer FEEE places for 2 year olds.
- 3 out of school and holiday play schemes.

The information on the opening times for out of school, holiday provision and playschemes can be found on the [Family Information webpages](#)

2 year FEEE	Summer 2017 Term	Number on DWP list	95
		Taken up	55
		% take-up	57.9%
3 year FEEE		% take-up	80.2%

Estimated population mid-year 2017 (gov't 2015 mid-year rolled forward) for 3 yr olds (Finance Headcount Database) expressed as %age of 3/4 yr olds from Population Estimated number of families form Department of Work and Pensions for 2 yr olds Finance Headcount Database) expressed as %age of 2 yr olds places available.

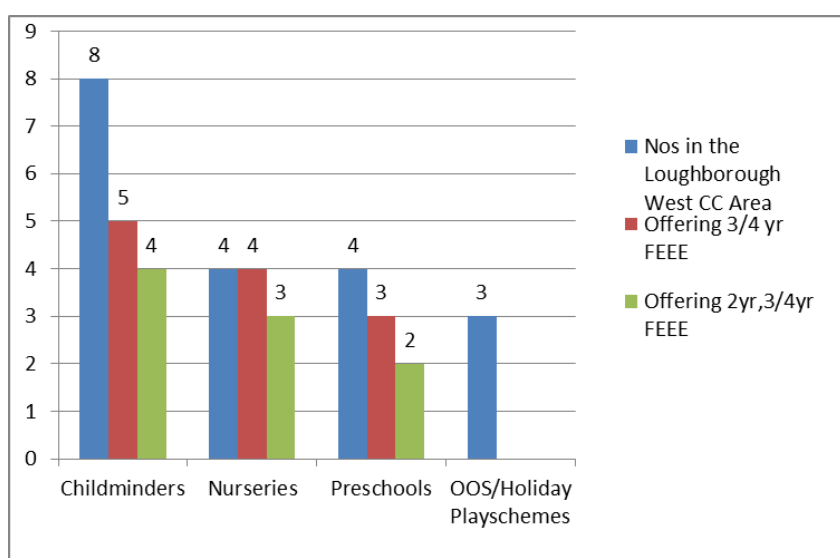
Loughborough West

The childcare ratios in this section only take into account the present situation. For further information on [new housing developments](#) which may alter the childcare ratios needed, please access the link above.

Childcare ratios

0-2 year olds	1:4
3-4 year olds	1:2
5-7 year olds	1:13
8-10 year olds	1:13
11-14 year olds	1:22

The statistics show that the children centre area is under sufficient in places for 0-2, 5-7 and 8-10 year olds, over sufficient in places for 3-4 and 11-14 year olds.



Within the Loughborough West area there are:

- 8 childminders, of these, 5 offer FEEE places for 3 and 4 year olds and 4 offer FEEE places for 2 year olds.
- 4 day nurseries, of these, 4 offer FEEE places for 3 and 4 year olds and 3 offer FEEE places for 2 year olds.
- 4 pre-schools of these, 3 offer FEEE places for 3 and 4 year olds and 2 offer FEEE places for 2 year olds.
- 3 out of school and holiday play schemes.

The information on the opening times for out of school, holiday provision and play schemes can be found on the [Family Information webpages](#)

2 year FEEE	Summer 2017 Term	Number on DWP list	56
		Taken up	40
		% take-up	71.4%
3 year FEEE		% take-up	91.6%

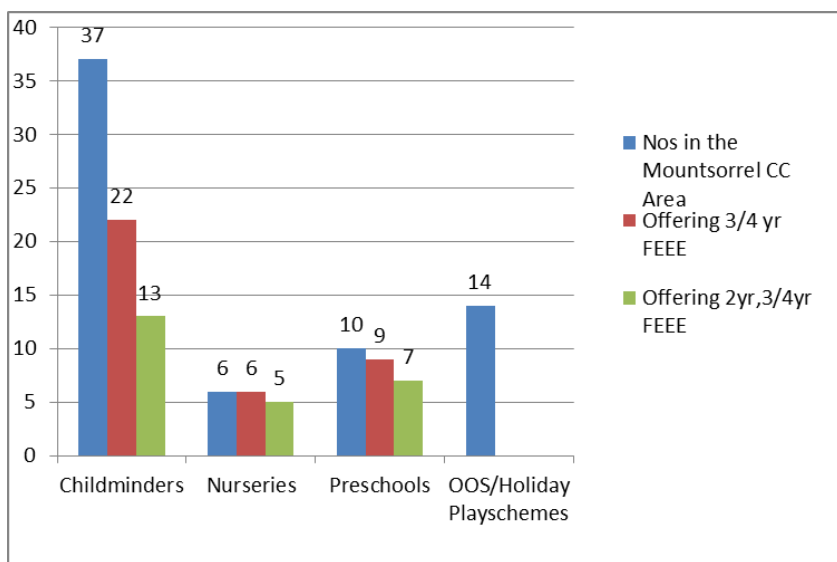
Estimated population mid-year 2017 (gov't 2015 mid-year rolled forward) for 3 yr olds (Finance Headcount Database) expressed as %age of 3/4 yr olds from Population Estimated number of families form Department of Work and Pensions for 2 yr olds Finance Headcount Database) expressed as %age of 2 yr olds places available.

Mountsorrel

Childcare ratios

0-2 year olds	1:4
3-4 year olds	1:2
5-7 year olds	1:7
8-10 year olds	1:7
11-14 year olds	1:12

The statistics show that the children centre area is under sufficient in places for 0-2 , 5-7, sufficient in places for 8-10 year olds and over sufficient in places for 3-4 and 11-14 year olds.



Within the Mountsorrel area there are:

- 37 childminders, of these, 22 offer FEEE places for 3 and 4 year olds and 13 offer FEEE places for 2 year olds.
- 6 day nurseries, of these, 6 offer FEEE places for 3 and 4 year olds and 5 offer FEEE places for 2 year olds.
- 10 pre-schools of these, 9 offer FEEE places for 3 and 4 year olds and 7 offer FEEE places for 2 year olds.
- 14 out of school and holiday play schemes.

The information on the opening times for out of school, holiday provision and play schemes can be found on the Family Information webpages [Family Information webpages](#)

2 year FEEE	Summer 2017 Term	Number on DWP list	59
		Taken up	41
		% take-up	69.5%
3 year FEEE		% take-up	100.6%

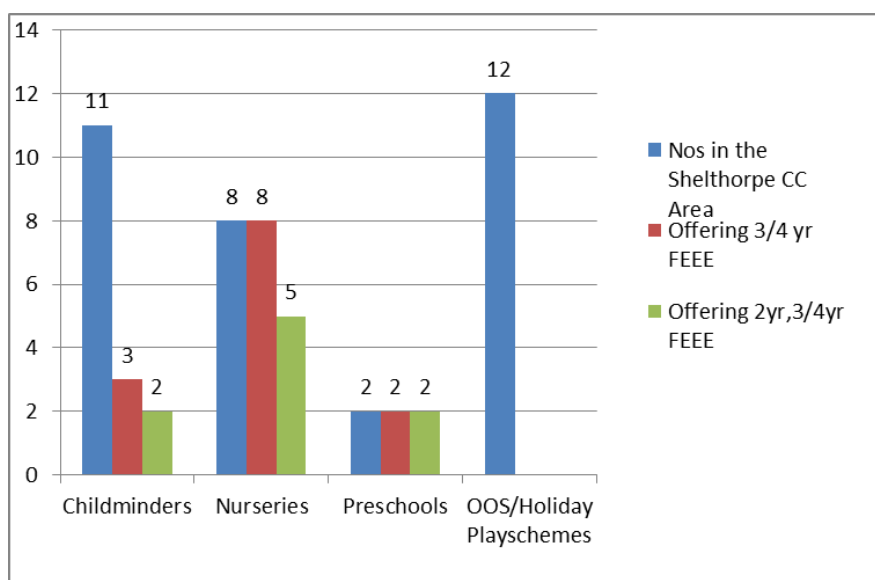
Estimated population mid-year 2017 (gov't 2015 mid-year rolled forward) for 3 yr olds (Finance Headcount Database) expressed as %age of 3/4 yr olds from Population Estimated number of families form Department of Work and Pensions for 2 yr old Finance Headcount Database) expressed as %age of 2 yr olds places available.

Shelthorpe

Childcare ratios

0-2 year olds	1:1
3-4 year olds	1:2
5-7 year olds	1:6
8-10 year olds	1:6
11-14 year olds	1:14

The statistics show that the children centre area is over sufficient in places for all age groups, except 5-7 year olds where it is sufficient in places.



Within the Shelthorpe area there are:

- 11 childminders, of these, 3 offer FEEE places for 3 and 4 year olds and 2 offer FEEE places for 2 year olds.
- 8 nurseries, of these, 8 offer FEEE places for 3 and 4 year olds and 5 offer FEEE places for 2 year olds.
- 2 pre-schools, of these, 2 offer FEEE places for 3 and 4 year olds and 2 offer FEEE places for 2 year olds.
- 12 out of school and holiday playschemes.

The information on the opening times for out of school, holiday provision and playschemes can be found on the [Family Information webpages](#)

2 year FEEE	Summer 2017 Term	Number on DWP list	52
		Taken up	33
		% take-up	63.5%
3 year FEEE		% take-up	100.0%

Estimated population mid-year 2017 (gov't 2015 mid-year rolled forward) for 3 yr olds (Finance Headcount Database) expressed as %age of 3/4 yr olds from Population Estimated number of families form Department of Work and Pensions for 2 yr olds Finance Headcount Database) expressed as %age of 2 yr olds places available.

Shepshed

Childcare ratios

0-2 year olds 1:3

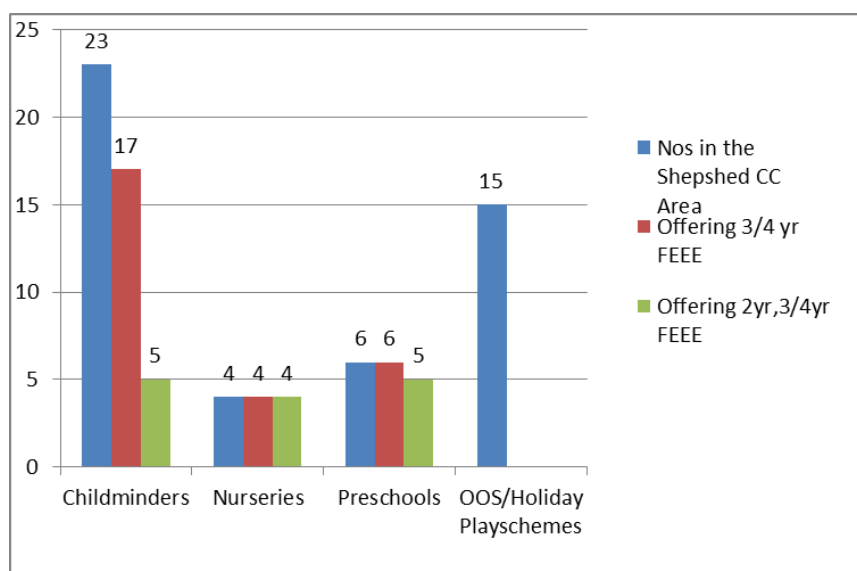
3-4 year olds 1:2

5-7 year olds 1:6

8-10 year olds 1:5

11-14 year olds 1:9

The statistics show that the children centre area is sufficient in places for 0-2 and 5-7 year olds and over sufficient in places for 3-4, 8-10 and 11-14 year olds.



Within the Shepshed area there are:

- 23 childminders, of these, 17 offer FEEE places for 3 and 4 year olds and 5 offer FEEE places for 2 year olds.
- 4 nurseries, of these, 4 offer FEEE places for 3 and 4 year olds and 4 offer FEEE places for 2 year olds.
- 6 pre-schools, of these, 6 offer FEEE places for 3 and 4 year olds and 5 offer FEEE places for 2 year olds.
- 15 out of school and holiday playschemes.

The information on the opening times for out of school, holiday provision and play schemes can be found on the [Family Information webpages](#)

2 year FEEE	Summer 2017 Term	Number on DWP list	54
		Taken up	50
		% take-up	92.6%
3 year FEEE		% take-up	95.6%

Estimated population mid-year 2017 (gov't 2015 mid-year rolled forward) for 3 yr olds (Finance Headcount Database) expressed as %age of 3/4 yr olds from Population Estimated number of families form Department of Work and Pensions for 2 yr olds (Finance Headcount Database) expressed as %age of 2 yr olds places available.

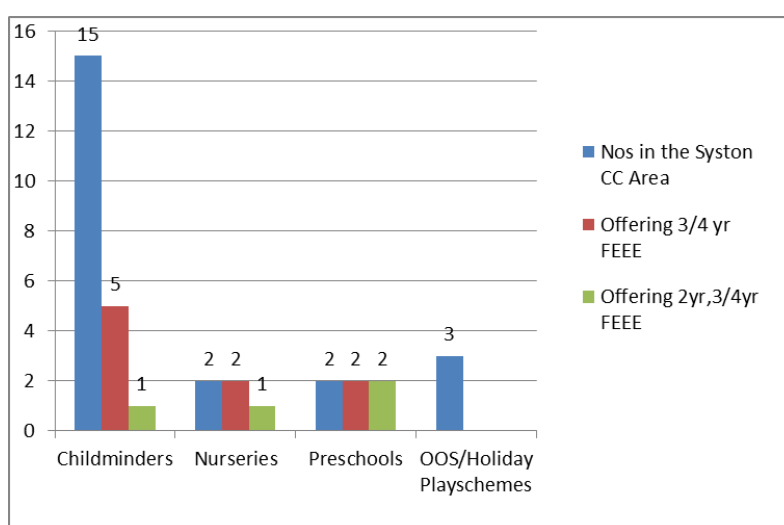
Syston

The childcare ratios in this section only take into account the present situation. For further information on [new housing developments](#) which may alter the childcare ratios needed, please access the link above.

Childcare ratios

0-2 year olds	1:5
3-4 year olds	1:3
5-7 year olds	1:12
8-10 year olds	1:11
11-14 year olds	1:17

The statistics show that the children area is under sufficient in places for 0-2, 5-7 and 8-10 year olds, over sufficient in places for 11-14 year olds and sufficient in places for 3-4 year olds.



Within the Syston area there are:

- 15 childminders, of these, 5 offer FEEE places for 3 and 4 year olds and 1 offer FEEE places for 2 year olds.
- 2 day nurseries, of these, 2 offer FEEE places for 3 and 4 year olds and 1 offer FEEE places for 2 year olds.
- 2 pre-schools, of these, 2 offer FEEE places for 3 and 4 year olds and 2 offer FEEE places for 2 year olds.
- 3 out of school and holiday play schemes

The information on the opening times for out of school, holiday provision and play schemes can be found on the [Family Information webpages](#)

2 year FEEE	Summer 2017 Term	Number on DWP list	41
		Taken up	29
		% take-up	70.7%
3 year FEEE		% take-up	94.6%

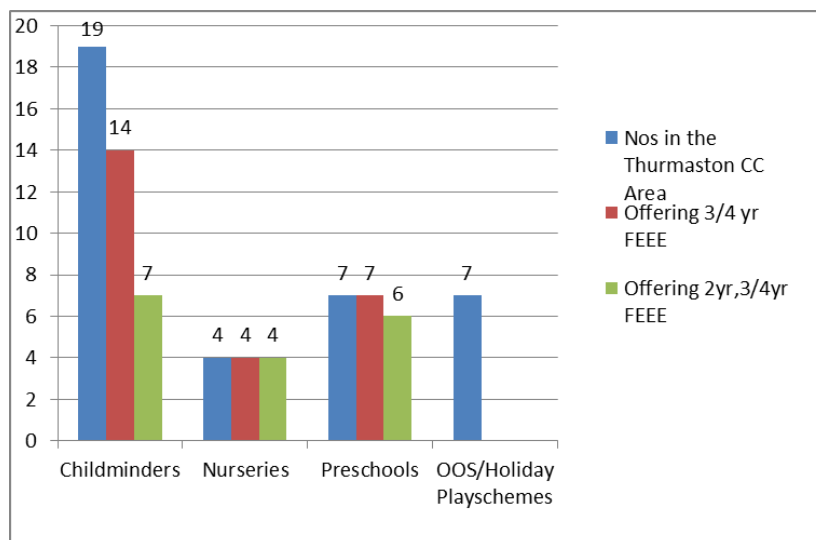
Estimated population mid-year 2017 (gov't 2015 mid-year rolled forward) for 3 yr olds (Finance Headcount Database) expressed as %age of 3/4 yr olds from Population Estimated number of families form Department of Work and Pensions for 2 yr olds Finance Headcount Database) expressed as %age of 2 yr olds places available

Thurmaston

Childcare ratios

0-2 year olds	1:3
3-4 year olds	1:4
5-7 year olds	1:7
8-10 year olds	1:7
11-14 year olds	1:12

The statistics show that the children centre is sufficient in places for 0-2 and 8-10 year olds, over sufficient in places for 3-4, 5-7 and 11-14 year olds and under sufficient in 5-7 year olds.



Within the Thurmaston area there are:

- 19 childminders, of these, 14 offer FEEE places for 3 and 4 year olds and 7 offer FEEE places for 2 year olds.
- 4 day nurseries, of these, 4 offer FEEE places for 3 and 4 year olds and 4 offer FEEE places for 2 year olds.
- 7 pre-schools, of these, 7 offer FEEE places for 3 and 4 year olds and 6 offer FEEE places for 2 year olds.
- 7 out of school and holiday play schemes.

The information on the opening times for out of school, holiday provision and play schemes can be found on the [Family Information webpages](#)

2 year FEEE	Summer 2017 Term	Number on DWP list	50
		Taken up	16
		% take-up	32.0%
3 year FEEE		% take-up	79.0%

Estimated population mid-year 2017 (gov't 2015 mid-year rolled forward) for 3 yr olds (Finance Headcount Database) expressed as %age of 3/4 yr olds from Population Estimated number of families from Department of Work and Pensions for 2 yr olds Finance Headcount Database) expressed as %age of 2 yr olds places available.

Leicestershire County Council - Sufficiency Statistics
Harborough District
September 2017

Basket of Indicators - Sufficiency Score = 42.4 (65.6)																
Weighted Score	5.4			11			12			4.4		4.0		5.6		
Score	1.0	1.0	4.0	5.0	5.0	3.8	5.0	1.0	1.0	3.0	5.0	2.5	3.0	5.0	5.0	0.6
Indicator ID	Su1	Su2	Su3	F1	F2	F3	HQ1	HQ3	HQ4	HQ5	HQ6	Af1	Af2	Ac1	NP1	NP2

	Market Harborough	Fleckney	Outer Harborough	Lutterworth	Broughton Astley		District Total
Current childcare providers							
Childminder	20	22	15	9	19		85
Nursery	7	6	3	6	1		23
Out of School Care	4	5	1	7	2		19
Pre-School	8	8	4	7	3		30
Holiday Playschemes	4	5	0	6	1		16
Current childcare places							
Childminder	119	139	89	47	109		503
Nursery	444	340	115	368	90		1,357
Out of School Care	158	95	24	281	50		608
Pre-School	174	194	125	118	96		707
Holiday Playschemes	100	261	0	232	24		617
Childcare ratios							
0-2 year olds	1:3	1:2	1:3	1:2	1:3		1:3
3-4 year olds	1:2	1:1	1:2	1:2	1:2		1:2
5-7 year olds	1:8	1:7	1:10	1:5	1:6		1:7
8-10 year olds	1:9	1:7	1:12	1:6	1:7		1:8
11-14 year olds	1:18	1:13	1:19	1:13	1:11		1:15
Ofsted grades - Childminders							
%age good or outstanding	92.9%	93.3%	100.0%	100.0%	94.1%		95.4%
%age requires improvement	7.1%	6.7%	0.0%	0.0%	5.9%		4.6%
%age inadequate	0.0%	0.0%	0.0%	0.0%	0.0%		0.0%
Ofsted grades - Nursery/Pre-School							
%age good or outstanding	100.0%	100.0%	83.3%	90.0%	100.0%		95.1%
%age requires improvement	0.0%	0.0%	16.7%	10.0%	0.0%		4.9%
%age inadequate	0.0%	0.0%	0.0%	0.0%	0.0%		0.0%
Ofsted grades - Out of School Care							
%age good or outstanding	100.0%	100.0%	100.0%	100.0%	100.0%		100.0%
%age requires improvement	0.0%	0.0%	0.0%	0.0%	0.0%		0.0%
%age inadequate	0.0%	0.0%	0.0%	0.0%	0.0%		0.0%
Ofsted grades - Overall							
%age good or outstanding	96.6%	95.8%	95.0%	93.8%	94.7%		95.4%
%age requires improvement	3.4%	4.2%	5.0%	6.3%	5.3%		4.6%
%age inadequate	0.0%	0.0%	0.0%	0.0%	0.0%		0.0%
Average Weekly Costs							
Childminder	£180	£208	£207	£209	£175		£192
Nursery	£186	£196	£210	£213	£225		£201
Out of School Care	£66	£182	----	£81	----		£107
Pre-School	£185	£236	£188	£133	£102		£178
Holiday Playschemes	£82	£80	----	£186	----		£116

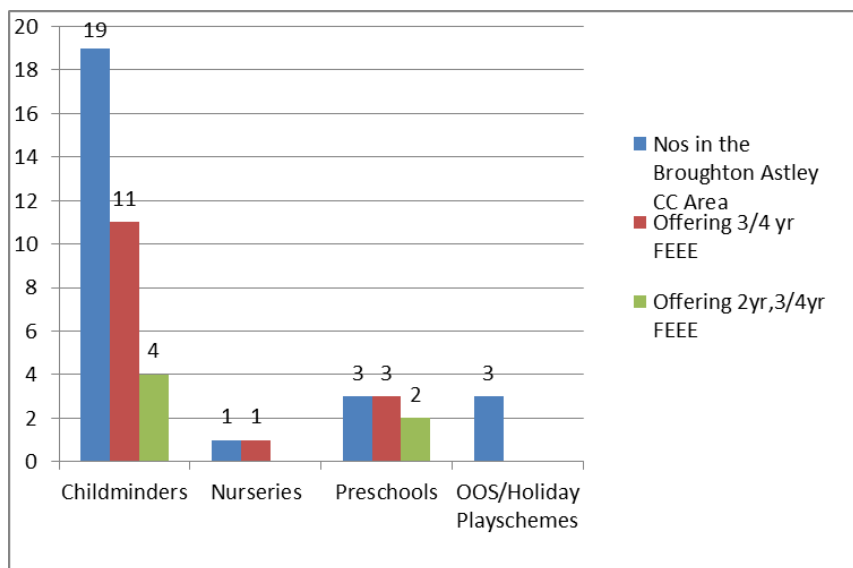
Harborough district – children centre area breakdown

Broughton Astley

Childcare ratios

0-2 year olds	1:3
3-4 year olds	1:2
5-7 year olds	1:6
8-10 year olds	1:7
11-14 year olds	1:11

The statistics show that the children centre area is sufficient in places for 0-2, 5-7 and 8-10 year olds and over sufficient in places for 3-4 and 11-14 year olds.



Within the Broughton Astley area there are:

- 19 childminders, of these, 11 offer FEEE places for 3 and 4 year olds and 4 offer FEEE places for 2 year olds.
- 1 day nursery, of these, which offers FEEE places for 3 and 4 year olds and FEEE places for 2 year olds.
- 3 pre-schools, of these, 3 offer FEEE places for 3 and 4 year olds and 2 offer FEEE places for 2 year olds.
- 3 out of school and holiday play schemes.

The information on the opening times for out of school, holiday provision and play schemes can be found on the [Family Information webpages](#)

2 year FEEE	Summer 2017 Term	Number on DWP list	20
		Taken up	12
		% take-up	60.0%
3 year FEEE		% take-up	86.0%

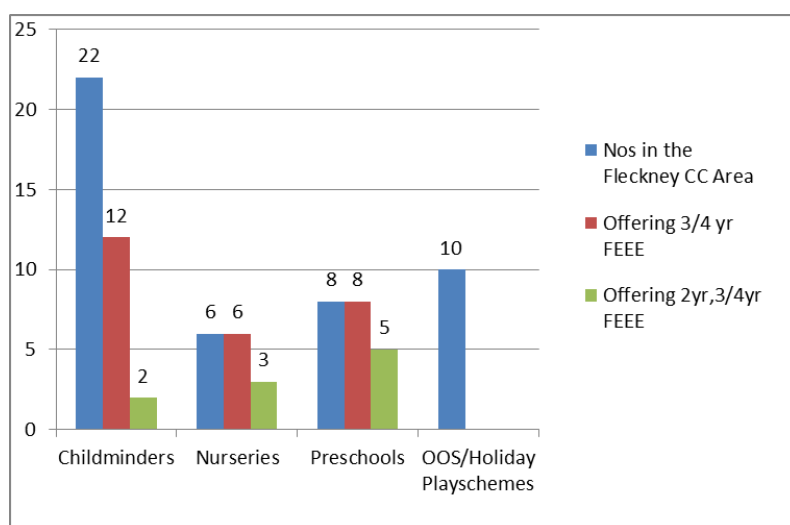
Estimated population mid-year 2017 (gov't 2015 mid-year rolled forward) for 3 yr olds (Finance Headcount Database) expressed as %age of 3/4 yr olds from Population Estimated number of families form Department of Work and Pensions for 2 yr olds Finance Headcount Database) expressed as %age of 2 yr olds places available.

Fleckney

Childcare ratios

0-2 year olds	1:2
3-4 year olds	1:1
5-7 year olds	1:7
8-10 year olds	1:7
11-14 year olds	1:13

The statistics show that the children centre area is under sufficient in places for 5-7, sufficient in places for 8-10 year olds and over sufficient in places for 0-2, 3-4 and 11-14 year olds.



Within Fleckney area there are:

- 22 childminders, of these, 12 offer FEEE places for 3 and 4 year olds and 2 offer FEEE places for 2 year olds.
- 6 day nurseries, of these, 6 offer FEEE places for 3 and 4 year olds and 3 offers FEEE places for 2 year olds.
- 8 pre-schools, of these, 8 offer FEEE for 3 and 4 year olds and 5 offer FEEE for 2 year olds.
- 10 out of school and holiday play schemes.

The information on the opening times for out of school, holiday provision and play schemes can be found on the [Family Information webpages](#)

2 year FEEE	Summer 2017 Term	Number on DWP list	24
		Taken up	25
		% take-up	104.2%
3 year FEEE		% take-up	103.7%

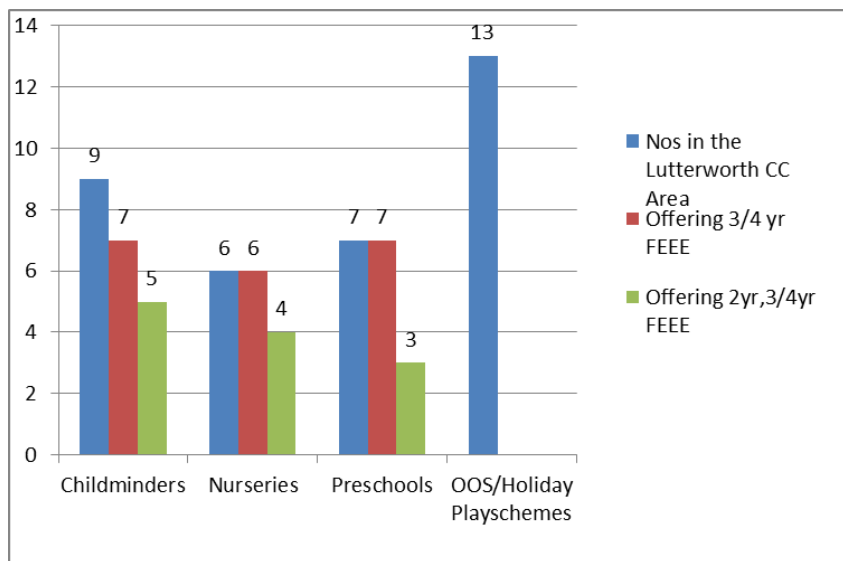
Estimated population mid-year 2017 (gov't 2015 mid-year rolled forward) for 3 yr olds (Finance Headcount Database) expressed as %age of 3/4 yr olds from Population Estimated number of families from Department of Work and Pensions for 2 yr olds Finance Headcount Database) expressed as %age of 2 yr olds places available.

Lutterworth

Childcare ratios

0-2 year olds	1:2
3-4 year olds	1:2
5-7 year olds	1:5
8-10 year olds	1:6
11-14 year olds	1:13

The statistics show that the children centre area is over sufficient in places for all age groups.



Within Lutterworth area there are:

- 9 childminders, of these, 7 offer FEEE places for 3 and 4 year olds and 5 offer FEEE places for 2 year olds.
- 6 day nurseries of these, 6 offer FEEE places for 3 and 4 year olds and 5 offer FEEE places for 2 year olds.
- 7 pre-schools, of these, 7 offer FEEE places for 3 and 4 year olds and 3 offer FEEE places for 2 year olds.
- 13 out of school and holiday play schemes.

The information on the opening times for out of school, holiday provision and play schemes can be found on the [Family Information webpages](#)

2 year FEEE	Summer 2017 Term	Number on DWP list	31
		Taken up	23
		% take-up	74.2%
3 year FEEE		% take-up	90.2%

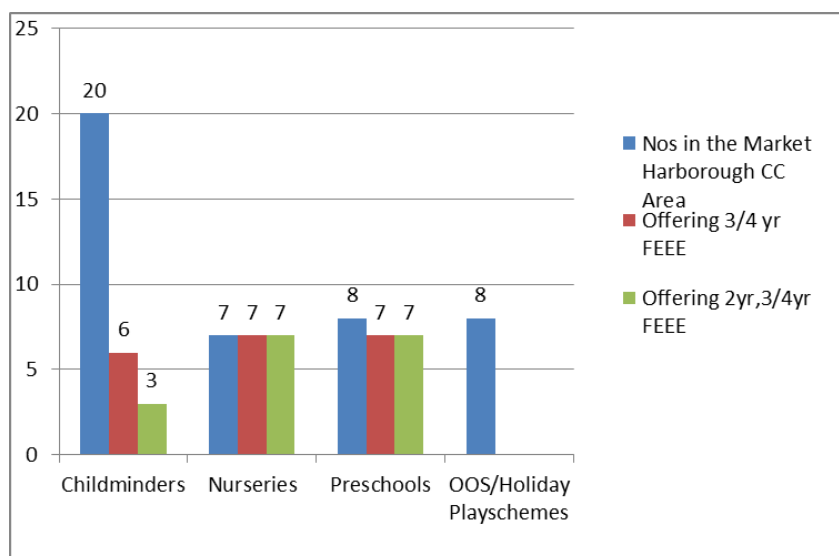
Estimated population mid-year 2017 (gov't 2015 mid-year rolled forward) for 3 yr olds (Finance Headcount Database) expressed as %age of 3/4 yr olds from Population Estimated number of families form Department of Work and Pensions for 2 yr old (Finance Headcount Database) expressed as %age of 2 yr olds places available.

Market Harborough

Childcare ratios

0-2 year olds	1:3
3-4 year olds	1:2
5-7 year olds	1:8
8-10 year olds	1:9
11-14 year olds	1:18

The statistics show that the children centre area is under sufficient in places for 5-7 and 8-10 year olds, over sufficient in places for 3-4 and 11-14 year olds and sufficient in places for 0-2 year olds.



Within the Market Harborough district there are:

- 20 childminders, of these, 6 offer FEEE places for 3 and 4 year olds and 3 offer FEEE places for 2 year olds.
- 7 day nurseries of these, 7 offer FEEE places for 3 and 4 year olds and 7 offer FEEE places for 2 year olds.
- 8 pre-schools, of these, 7 offer FEEE places for 3 and 4 year olds and 7 offer FEEE places for 2 year olds.
- 8 out of school and holiday play schemes.

The information on the opening times for out of school, holiday provision and play schemes can be found on the [Family Information webpages](#)

2 year FEEE	Summer 2017 Term	Number on DWP list	45
		Taken up	30
		% take-up	66.7%
3 year FEEE		% take-up	97.5%

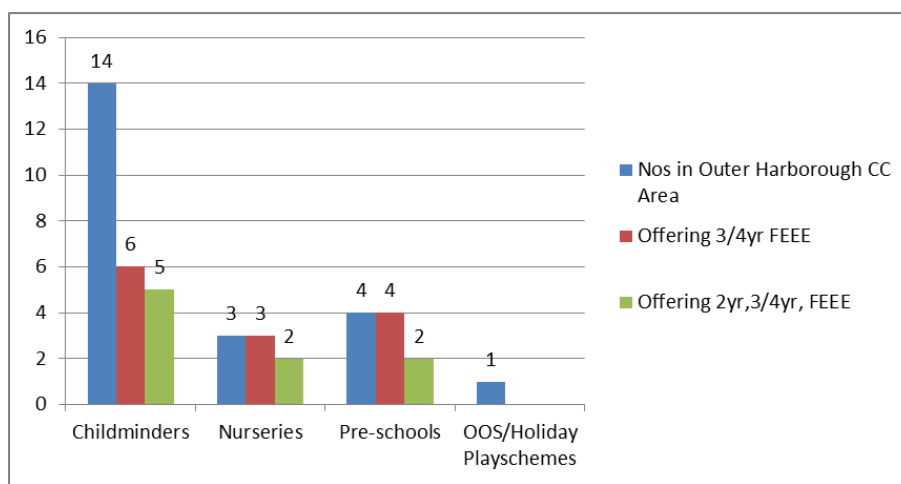
Estimated population mid-year 2017 (gov't 2015 mid-year rolled forward) for 3 yr olds (Finance Headcount Database) expressed as %age of 3/4 yr olds from Population Estimated number of families form Department of Work and Pensions for 2 yr olds Finance Headcount Database) expressed as %age of 2 yr olds places available.

Outer Harbourough

Childcare ratios

0-2 year olds	1:3
3-4 year olds	1:2
5-7 year olds	1:10
8-10 year olds	1:12
11-14 year olds	1:19

The statistics show that the children centre area is under sufficient in places for 5-7 and 8-10 year olds, over sufficient in places for 3-4 and 11-14 year olds and sufficient places for 0-2 year olds.



Within the Outer Harbourough area there are:

- 14 childminders, of these, 6 offer FEEE places for 3 and 4 year olds and 5 offer FEEE places for 2 year olds.
- 3 day nurseries, of these, 3 offer FEEE places for 3 and 4 year olds and 2 offer FEEE places for 2 year olds.
- 4 pre-schools, of these, 4 offer FEEE places for 3 and 4 year olds and 2 offer FEEE places for 2 year olds.
- 1 out of school and holiday play schemes.

There are in the Outer Harbourough area. The information on the opening times for out of school, holiday provision and play schemes can be found on the [Family Information webpages](#)

2 year FEEE	Summer 2017 Term	Number on DWP list	22
		Taken up	10
% take-up		45.5%	
3 year FEEE		% take-up	61.4%

Estimated population mid-year 2017 (gov't 2015 mid-year rolled forward) for 3 yr olds (Finance Headcount Database) expressed as %age of 3/4 yr olds from Population Estimated number of families form Department of Work and Pensions for 2 yr olds Finance Headcount Database) expressed as %age of 2 yr olds places available.

Leicestershire County Council - Sufficiency Statistics
Hinckley & Bosworth District
September 2017

Basket of Indicators - Sufficiency Score = 44.2 (65.6)																
Weighted Score	7.2			11			13.6					2.8		4.0	5.6	
Score	1.0	3.0	4.0	5.0	5.0	3.8	5.0	1.0	1.0	5.0	5.0	2.5	1.0	5.0	5.0	0.6
Indicator ID	Su1	Su2	Su3	F1	F2	F3	HQ1	HQ3	HQ4	HQ5	HQ6	Af1	Af2	Ac1	NP1	NP2

	Barwell	Desford	Earl Shilton	Westfield	Hinckley West	Granville Road	Bagworth		District Total
Current childcare providers									
Childminder	12	11	40	9	11	17	23		123
Nursery	3	4	2	2	2	7	4		24
Out of School Care	1	2	3	1	5	1	6		19
Pre-School	3	5	10	2	4	4	6		34
Holiday Playschemes	0	3	4	1	2	1	3		14
Current childcare places									
Childminder	63	66	226	48	63	91	141		698
Nursery	66	150	103	76	80	343	194		1,012
Out of School Care	18	86	121	80	182	30	185		702
Pre-School	74	119	303	56	170	122	157		1,001
Holiday Playschemes	0	286	111	60	122	40	77		696
Childcare ratios									
0-2 year olds	1:5	1:4	1:5	1:6	1:4	1:2	1:4		1:4
3-4 year olds	1:2	1:2	1:2	1:3	1:2	1:2	1:2		1:2
5-7 year olds	1:12	1:9	1:8	1:8	1:5	1:10	1:6		1:7
8-10 year olds	1:13	1:8	1:7	1:7	1:5	1:10	1:6		1:7
11-14 year olds	1:18	1:15	1:11	1:13	1:11	1:18	1:11		1:13
Ofsted grades - Childminders									
%age good or outstanding	87.5%	88.9%	96.3%	100.0%	100.0%	85.7%	100.0%		94.7%
%age requires improvement	12.5%	11.1%	3.7%	0.0%	0.0%	14.3%	0.0%		5.3%
%age inadequate	0.0%	0.0%	0.0%	0.0%	0.0%	0.0%	0.0%		0.0%
Ofsted grades - Nursery/Pre-School									
%age good or outstanding	100.0%	100.0%	100.0%	100.0%	100.0%	88.9%	100.0%		97.7%
%age requires improvement	0.0%	0.0%	0.0%	0.0%	0.0%	0.0%	0.0%		0.0%
%age inadequate	0.0%	0.0%	0.0%	0.0%	0.0%	11.1%	0.0%		2.3%
Ofsted grades - Out of School Care									
%age good or outstanding	100.0%	100.0%	100.0%	100.0%	50.0%	0.0%	100.0%		85.7%
%age requires improvement	0.0%	0.0%	0.0%	0.0%	25.0%	0.0%	0.0%		7.1%
%age inadequate	0.0%	0.0%	0.0%	0.0%	25.0%	0.0%	0.0%		7.1%
Ofsted grades - Overall									
%age good or outstanding	92.3%	93.3%	97.1%	100.0%	88.2%	87.0%	100.0%		94.3%
%age requires improvement	7.7%	6.7%	2.9%	0.0%	5.9%	8.7%	0.0%		4.3%
%age inadequate	0.0%	0.0%	0.0%	0.0%	5.9%	4.3%	0.0%		1.4%
Average Weekly Costs									
Childminder	£185	£167	£181	£175	£181	£182	£193		£182
Nursery	£173	£195	----	----	£230	£204	£214		£201
Out of School Care	----	----	£83	----	£82	----	£228		£138
Pre-School	£189	£142	£160	£200	£156	£110	£148		£155
Holiday Playschemes	----	£103	£142	£32	£125	----	£138		£119

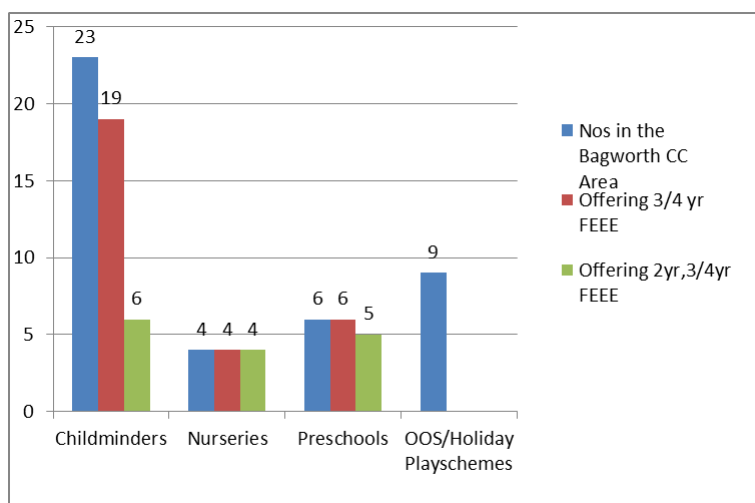
Hinckley and Bosworth district – children centre area breakdown

Bagworth

Childcare ratios

0-2 year olds	1:4
3-4 year olds	1:2
5-7 year olds	1:6
8-10 year olds	1:5
11-14 year olds	1:11

The statistics show that the children centre area is under sufficient in places for 0-2 year olds, over sufficient in places for 3-4, 8-10 and 11-14 year olds and sufficient places for 5-7 year olds.



Within the Bagworth area there are:

- 23 childminders, of these, 19 offer FEEE places for 3 and 4 year olds and 6 offer FEEE places for 2 year olds.
- 4 day nurseries, of these, 4 offer FEEE places for 3 and 4 year olds and 4 offer FEEE places for 2 year olds.
- 6 pre-schools, of these, 6 offer FEEE places for 3 and 4 year olds and 5 offer FEEE places for 2 year olds.
- 9 out of school and holiday play schemes.

The information on the opening times for out of school, holiday provision and play schemes can be found on the [Family Information webpages](#)

2 year FEEE	Summer 2017 Term	Number on DWP list	37
		Taken up	36
		% take-up	97.3%
3 year FEEE		% take-up	92.2%

Estimated population mid-year 2017 (gov't 2015 mid-year rolled forward) for 3 yr olds (Finance Headcount Database) expressed as %age of 3/4 yr olds from Population Estimated number of families form Department of Work and Pensions for 2 yr olds Finance Headcount Database) expressed as %age of 2 yr olds places available.

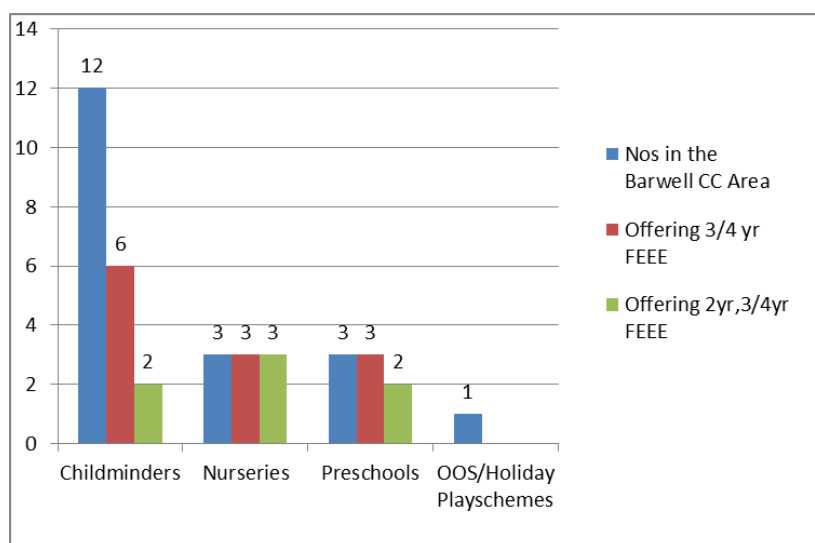
Barwell

The childcare ratios in this section only take into account the present situation. For further information on [new housing developments](#) which may alter the childcare ratios needed, please access the link above.

Childcare ratios

0-2 year olds	1:5
3-4 year olds	1:2
5-7 year olds	1:12
8-10 year olds	1:13
11-14 year olds	1:18

The statistics show that the children centre area is under sufficient in places for 0-2, 5-7 and 8-10 year olds, over sufficient in places for 3-4 year olds and 11-14 year olds.



Within the Barwell area there are:

- 12 childminders, of these, 6 offer FEEE places for 3 and 4 year olds and 2 offers FEEE places for 2 year olds.
- 3 day nurseries, of these, 3 offer FEEE places for 3 and 4 year olds and 3 offer FEEE places for 2 year olds.
- 3 pre-schools, of these, 3 offer FEEE places for 3 and 4 year olds and 2 offer FEEE places for 2 year olds.
- 1 out of school and holiday play schemes.

The information on the opening times for out of school, holiday provision and play schemes can be found on the [Family Information webpages](#)

2 year FEEE	Summer 2017 Term	Number on DWP list	30
		Taken up	20
		% take-up	66.7%
3 year FEEE		% take-up	90.9%

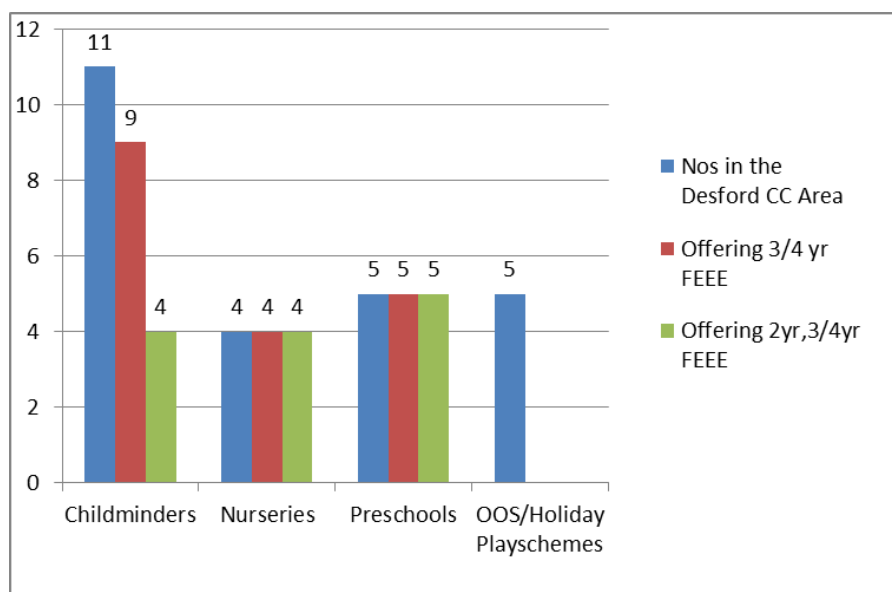
Estimated population mid-year 2017 (gov't 2015 mid-year rolled forward) for 3 yr olds (Finance Headcount Database) expressed as %age of 3/4 yr olds from Population Estimated number of families form Department of Work and Pensions for 2 yr olds (Finance Headcount Database) expressed as %age of 2 yr olds places available.

Desford

Childcare ratios

0-2 year olds	1:4
3-4 year olds	1:2
5-7 year olds	1:9
8-10 year olds	1:8
11-14 year olds	1:15

The statistics show that the children centre area is under sufficient in places for 0-2, 5-7 and 8-10 year olds and over sufficient in places for 3-4 and 11-14 year olds.



Within the Desford area there are:

- 11 childminders, of these, 9 offer FEEE places for 3 and 4 year olds and 4 offer FEEE places for 2 year olds.
- 4 day nurseries, of these, 4 offer FEEE places for 3 and 4 year olds and 4 offer FEEE places for 2 year olds.
- 5 pre-schools, of these, 5 offer FEEE places for 3 and 4 year olds and 5 offer FEEE places for 2 year olds.
- 5 out of school and holiday play schemes.

The information on the opening times for out of school, holiday provision and play schemes can be found on the [Family Information webpages](#)

2 year FEEE	Summer 2017 Term	Number on DWP list	20
		Taken up	23
		% take-up	115.0%
3 year FEEE		% take-up	78.0%

Estimated population mid-year 2017 (gov't 2015 mid-year rolled forward) for 3 yr olds (Finance Headcount Database) expressed as %age of 3/4 yr olds from Population Estimated number of families form Department of Work and Pensions for 2 yr olds (Finance Headcount Database) expressed as %age of 2 yr olds places available.

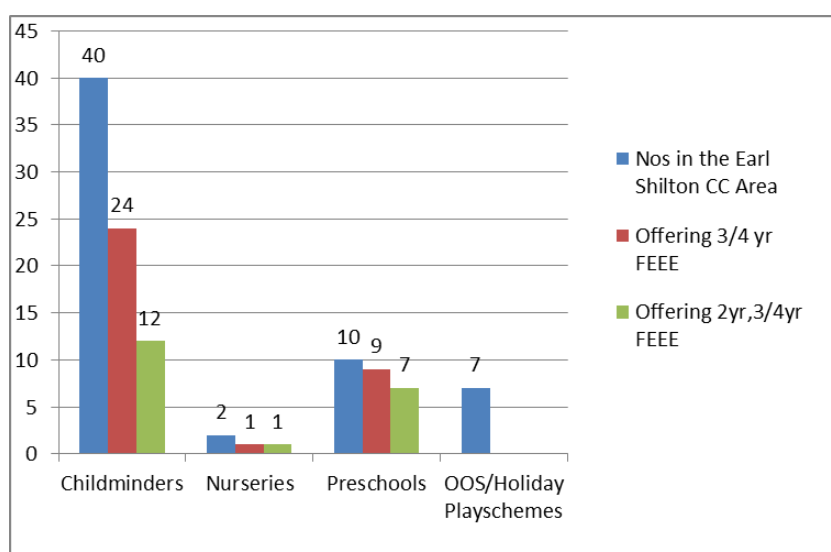
Earl Shilton

The childcare ratios in this section only take into account the present situation. For further information on [new housing developments](#) which may alter the childcare ratios needed, please access the link above.

Childcare ratios

0-2 year olds	1:5
3-4 year olds	1:2
5-7 year olds	1:8
8-10 year olds	1:7
11-14 year olds	1:11

The statistics show that this children centre area is under sufficient in places for 0-2 and 5-7 year olds, over sufficient in places for 3-4 and 11-14 year olds and sufficient in places for 8-10 year olds.



Within the Earl Shilton area there are:

- 40 childminders, of these, 24 offer FEEE places for 3 and 4 year olds and 12 offer FEEE places for 2 year olds.
- 2 day nurseries, of these, 1 offer FEEE places for 3 and 4 year olds and 1 offer FEEE places for 2 year olds.
- 10 pre-schools, of these, 9 offer FEEE places for 3 and 4 year olds and 7 offer FEEE places for 2 year olds.
- 7 out of school and holiday play schemes.

The information on the opening times for out of school, holiday provision and play schemes can be found on the [Family Information webpages](#)

2 year FEEE	Summer 2017 Term	Number on DWP list	54
		Taken up	41
		% take-up	75.9%
3 year FEEE		% take-up	95.2%

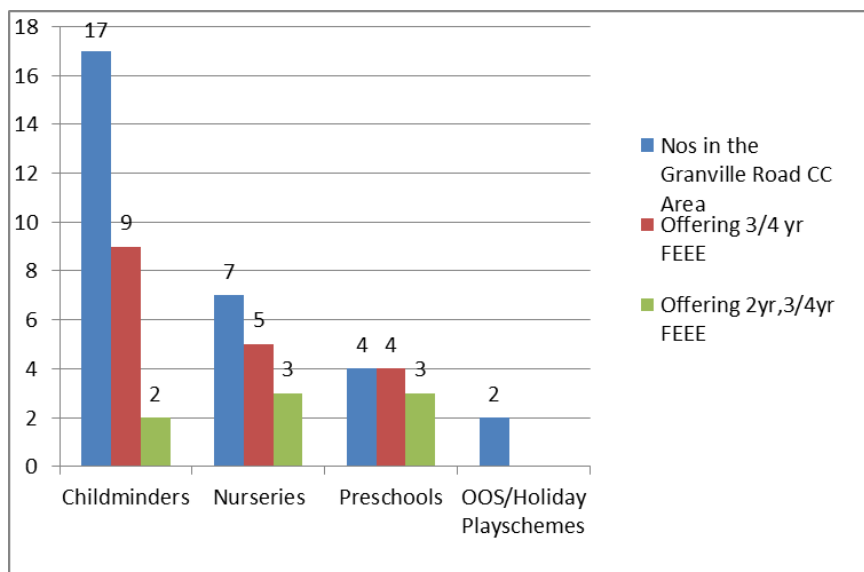
Estimated population mid-year 2017 (gov't 2015 mid-year rolled forward) for 3 yr olds (Finance Headcount Database) expressed as %age of 3/4 yr olds from Population Estimated number of families form Department of Work and Pensions for 2 yr olds (Finance Headcount Database) expressed as %age of 2 yr olds places available.

Granville Road

Childcare ratios

0-2 year olds	1:2
3-4 year olds	1:2
5-7 year olds	1:10
8-10 year olds	1:10
11-14 year olds	1:18

The statistics show that the children centre area is under sufficient in places for 5-7 and 8-10 year olds and over sufficient in places for 0-2, 3-4, and 11-14 year olds.



Within the Granville Road area there are:

- 17 childminders, of these, 9 offer FEEE places for 3 and 4 year olds and 2 offer FEEE places for 2 year olds.
- 7 day nurseries, of these, 5 offer FEEE places for 3 and 4 year olds and 3 offer FEEE places for 2 year olds.
- 4 pre-schools, of these, 4 offer FEEE places for 3 and 4 year olds and 3 offer FEEE places for 2 year olds.
- 2 out of school and holiday playschemes

The information on the opening times for out of school, holiday provision and play schemes can be found on the [Family Information webpages](#)

2 year FEEE	Summer 2017 Term	Number on DWP list	51
		Taken up	37
		% take-up	72.5%
3 year FEEE		% take-up	99.4%

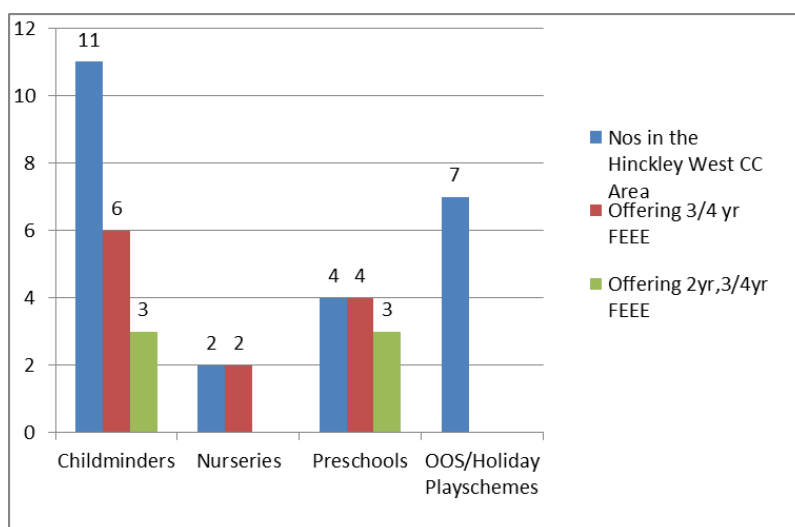
Estimated population mid-year 2017 (gov't 2015 mid-year rolled forward) for 3 yr olds (Finance Headcount Database) expressed as %age of 3/4 yr olds from Population Estimated number of families form Department of Work and Pensions for 2 yr olds Finance Headcount Database) expressed as %age of 2 yr olds places available.

Hinckley West

Childcare ratios

0-2 year olds	1:4
3-4 year olds	1:2
5-7 year olds	1:5
8-10 year olds	1:5
11-14 year olds	1:11

The statistics show that the children centre area is under sufficient in places for 0-2 year olds, over sufficient in places for 5-7, 8-10 and 11-14 year olds.



Within the Hinckley West area there are:

- 11 childminders, of these, 6 offer FEEE places for 3 and 4 year olds and 3 offer FEEE places for 2 year olds.
- 2 day nurseries, of these, 2 offer FEEE places for 3 and 4 year olds and 0 offer FEEE places for 2 year olds.
- 4 pre-schools, of these, 4 offer FEEE places for 3 and 4 year olds and 3 offer FEEE places for 2 year olds.
- 7 out of school and holiday play schemes.

The information on the opening times for out of school, holiday provision and play schemes can be found on the [Family Information webpages](#)

2 year FEEE	Summer 2017 Term	Number on DWP list	39
		Taken up	21
		% take-up	53.8%
3 year FEEE		% take-up	85.7%

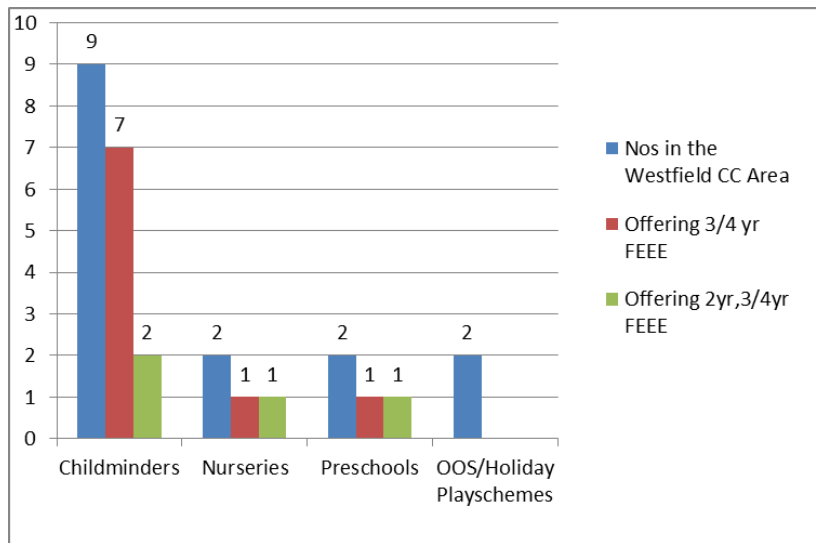
Estimated population mid-year 2017 (gov't 2015 mid-year rolled forward) for 3 yr olds (Finance Headcount Database) expressed as %age of 3/4 yr olds from Population Estimated number of families form Department of Work and Pensions for 2 yr olds Finance Headcount Database) expressed as %age of 2 yr olds places available.

Westfield

Childcare ratios

0-2 year olds	1:6
3-4 year olds	1:3
5-7 year olds	1:8
8-10 year olds	1:7
11-14 year olds	1:13

The statistics show that the children centre area is under sufficient in places for 0-2, and 5-7 year olds, sufficient in places for 3-4 and 8-10 year olds and over sufficient in places for 11-14 year olds.



Within the Westfield area there are:

- 9 childminders, of these, 7 offer FEEE places for 3 and 4 year olds and 2 offer FEEE places for 2 year olds.
- 2 day nurseries, of these, 1 offers FEEE places for 3 and 4 year olds FEEE places for 2 year olds.
- 2 pre-schools, of these, 1 offers FEEE places for 3 and 4 year olds and FEEE places for 2 year olds.
- 2 out of school and holiday play schemes

The information on the opening times for out of school, holiday provision and play schemes can be found on the [Family Information webpages](#)

2 year FEEE	Summer 2017 Term	Number on DWP list	21
		Taken up	16
		% take-up	76.2%
3 year FEEE		% take-up	77.6%

Estimated population mid-year 2017 (gov't 2015 mid-year rolled forward) for 3 yr olds (Finance Headcount Database) expressed as %age of 3/4 yr olds from Population Estimated number of families form Department of Work and Pensions for 2 yr olds Finance Headcount Database) expressed as %age of 2 yr olds places available

Leicestershire County Council - Sufficiency Statistics
Melton District
September 2017

Basket of Indicators - Sufficiency Score = 40.8 (65.6)																
Weighted Score	5.4			9.4			13.6					2.8		4.0	5.6	
Score	1.0	1.0	4.0	3.0	5.0	3.8	5.0	1.0	1.0	5.0	5.0	2.5	1.0	5.0	5.0	0.6
Indicator ID	Su1	Su2	Su3	F11	F12	F13	HQ1	HQ3	HQ4	HQ5	HQ6	Af1	Af2	Ac1	NP1	NP2

	Fairmead	The Cove	The Edge	Vale of Belvoir	District Total
Current childcare providers					
Childminder	11	5	13	7	36
Nursery	3	1	4	2	10
Out of School Care	1	2	7	6	16
Pre-School	3	3	11	5	22
Holiday Playschemes	2	1	5	1	9
Current childcare places					
Childminder	60	29	90	41	220
Nursery	105	54	203	84	446
Out of School Care	29	59	195	121	404
Pre-School	72	103	340	142	657
Holiday Playschemes	54	35	140	40	269
Childcare ratios					
0-2 year olds	1:5	1:6	1:3	1:3	1:4
3-4 year olds	1:3	1:2	1:1	1:1	1:2
5-7 year olds	1:13	1:10	1:5	1:6	1:7
8-10 year olds	1:14	1:10	1:5	1:6	1:7
11-14 year olds	1:22	1:14	1:10	1:13	1:13
Ofsted grades - Childminders					
%age good or outstanding	87.5%	100.0%	100.0%	100.0%	96.6%
%age requires improvement	12.5%	0.0%	0.0%	0.0%	3.4%
%age inadequate	0.0%	0.0%	0.0%	0.0%	0.0%
Ofsted grades - Nursery/Pre-School					
%age good or outstanding	100.0%	100.0%	100.0%	100.0%	100.0%
%age requires improvement	0.0%	0.0%	0.0%	0.0%	0.0%
%age inadequate	0.0%	0.0%	0.0%	0.0%	0.0%
Ofsted grades - Out of School Care					
%age good or outstanding	100.0%	100.0%	100.0%	100.0%	100.0%
%age requires improvement	0.0%	0.0%	0.0%	0.0%	0.0%
%age inadequate	0.0%	0.0%	0.0%	0.0%	0.0%
Ofsted grades - Overall					
%age good or outstanding	91.7%	100.0%	100.0%	100.0%	98.1%
%age requires improvement	8.3%	0.0%	0.0%	0.0%	1.9%
%age inadequate	0.0%	0.0%	0.0%	0.0%	0.0%
Average Weekly Costs					
Childminder	£178	£186	£168	£171	£174
Nursery	£192	£192	£192	£199	£194
Out of School Care	----	£58	£154	£132	£134
Pre-School	£124	£157	£212	£170	£180
Holiday Playschemes	£162	£142	£98	£150	£130

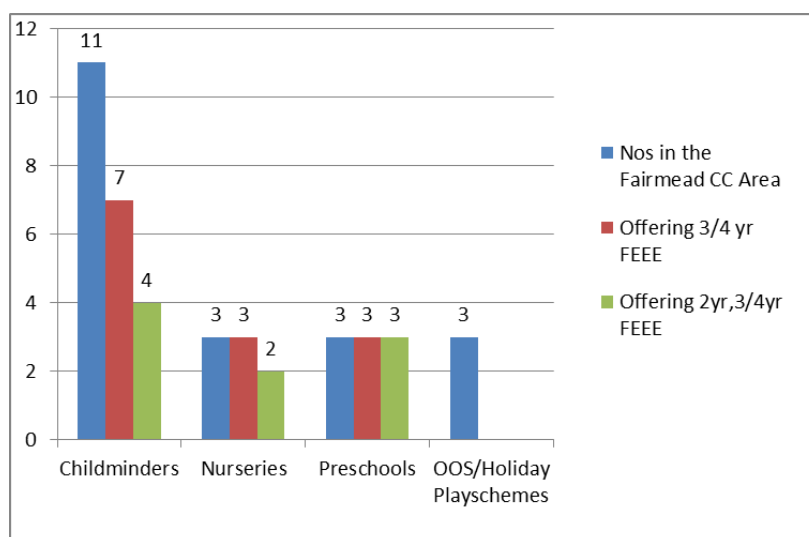
Melton district – children centre area breakdown

Fairmead

Childcare ratios

0-2 year olds	1:5
3-4 year olds	1:3
5-7 year olds	1:13
8-10 year olds	1:14
11-14 year olds	1:22

The statistics show that the children centre area is under sufficient in places for 0-2, 5-7 and 8-10 year olds and sufficient in places for 3-4 year olds and over sufficient in places for 11-14 year olds.



Within the Fairmead area there are:

- 11 childminders, of these, 7 offer FEEE places for 3 and 4 year olds and 4 offer FEEE places for 2 year olds.
- 3 day nurseries, of these, 3 offer FEEE places for 3 and 4 year olds and 2 offer FEEE places for 2 year olds.
- 3 pre-schools, of these, 3 offer FEEE places for 3 and 4 year olds and 3 offer FEEE places for 2 year olds.
- 3 out of school and holiday play schemes.

The information on the opening times for out of school, holiday provision and play schemes can be found on the [Family Information webpages](#)

2 year FEEE	Summer 2017 Term	Number on DWP list	30
		Taken up	35
		% take-up	116.7%
3 year FEEE		% take-up	81.9%

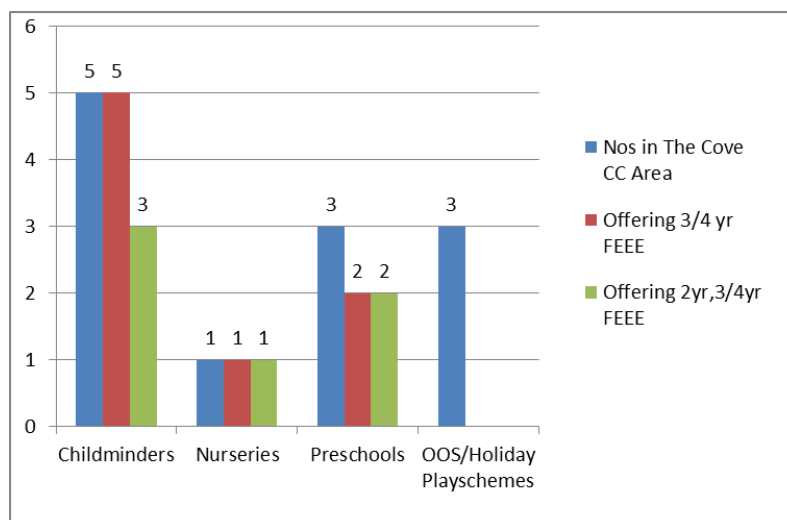
Estimated population mid-year 2017 (gov't 2015 mid-year rolled forward) for 3 yr olds (Finance Headcount Database) expressed as %age of 3/4 yr olds from Population Estimated number of families form Department of Work and Pensions for 2 yr olds Finance Headcount Database) expressed as %age of 2 yr olds places available.

The Cove

Childcare ratios

0-2 year olds	1:6
3-4 year olds	1:2
5-7 year olds	1:10
8-10 year olds	1:10
11-14 year olds	1:14

The statistics show that the children centre area is under sufficient in places for 0-2, 5-7, 8-10 year olds, and over sufficient in places for 3-4 and 11-14 year olds.



Within the Cove area there are:

- 5 childminders, of these, 5 offer FEEE places for 3 and 4 year olds and 5 offer FEEE places for 2 year olds.
- 1 day nursery, which offers FEEE places for 3 and 4 year olds and FEEE places for 2 year olds.
- 3 pre-schools, of these, 2 offer FEEE places for 3 and 4 year olds and 2 offer FEEE places for 2 year olds.
- 3 out of school and holiday play schemes.

The information on the opening times for out of school, holiday provision and play schemes can be found on the [Family Information webpages](#)

2 year FEEE	Summer 2017 Term	Number on DWP list	24
		Taken up	32
		% take-up	133.3%
3 year FEEE		% take-up	93.6%

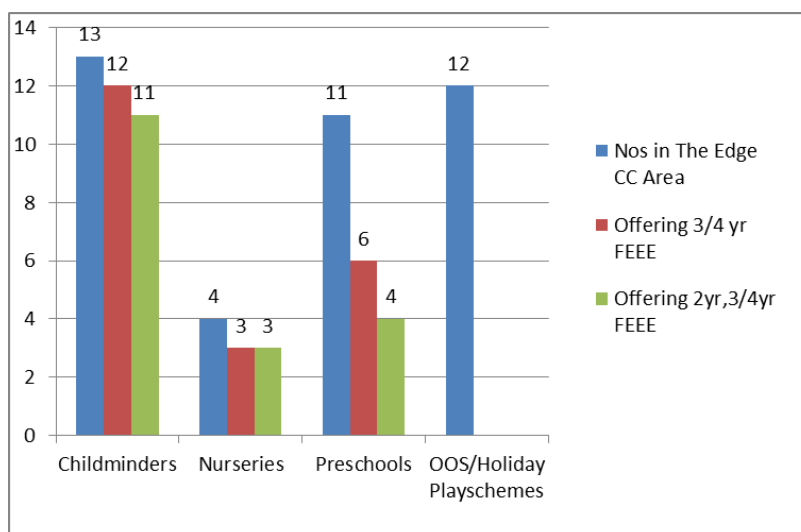
Estimated population mid-year 2017 (gov't 2015 mid-year rolled forward) for 3 yr olds (Finance Headcount Database) expressed as %age of 3/4 yr olds from Population Estimated number of families form Department of Work and Pensions for 2 yr olds Finance Headcount Database) expressed as %age of 2 yr olds places available.

The Edge

Childcare ratios

0-2 year olds	1:3
3-4 year olds	1:1
5-7 year olds	1:5
8-10 year olds	1:5
11-14 year olds	1:10

The statistics show that the children centre area is sufficient in places for 0-2 year olds and over sufficient in places for all other age groups.



Within The Edge area there are:

- 13 childminders, of these, 12 offer FEEE places for 3 and 4 year olds and 11 offer FEEE places for 2 year olds.
- 4 day nurseries, of these, 3 offer FEEE places for 3 and 4 year olds and 3 offer FEEE places for 2 year olds.
- 11 pre-schools, of these, 6 offer FEEE places for 3 and 4 year olds and 4 offer FEEE places for 2 year olds.
- 12 out of school and holiday play schemes

The information on the opening times for out of school, holiday provision and play schemes can be found on the [Family Information webpages](#)

2 year FEEE	Summer 2017 Term	Number on DWP list	33
		Taken up	28
		% take-up	84.8%
3 year FEEE		% take-up	88.3%

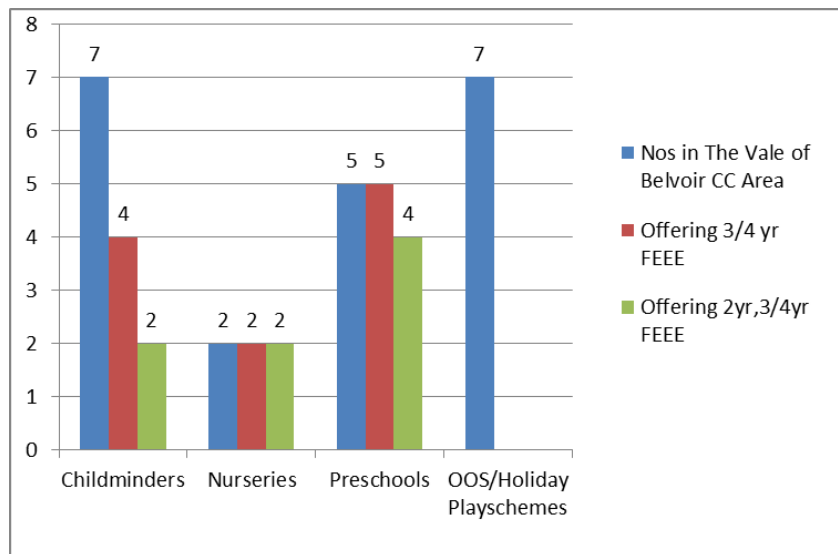
Estimated population mid-year 2017 (gov't 2015 mid-year rolled forward) for 3 yr olds (Finance Headcount Database) expressed as %age of 3/4 yr olds from Population Estimated number of families form Department of Work and Pensions for 2 yr olds (Finance Headcount Database) expressed as %age of 2 yr olds places available

Vale of Belvoir

Childcare ratios

- 0-2 year olds 1:3
- 3-4 year olds 1:1
- 5-7 year olds 1:6
- 8-10 year olds 1:6
- 11-14 year olds 1:13

The statistics show that the children centre area is sufficient in places for 0-2 and 5-7 year olds, over sufficient in places for 3-4, 8-10 and 11-14 year olds.



Within the Vale of Belvoir area there are:

- 7 childminders, of these, 4 offer FEEE places for 3 and 4 year olds and 2 offer FEEE places for 2 year olds.
- 2 day nurseries of these, 2 offer FEEE places for 3 and 4 year olds and 2 offer FEEE places for 2 year olds.
- 5 pre-schools, of these, 5 offer FEEE places for 3 and 4 year olds and 4 offer FEEE places for 2 year olds.
- 7 out of school and holiday play schemes.

The information on the opening times for out of school, holiday provision and play schemes can be found on the [Family Information webpages](#)

2 year FEEE	Summer 2017 Term	Number on DWP list	20
		Taken up	10
		% take-up	50.0%
3 year FEEE		% take-up	64.1%

Estimated population mid-year 2017 (gov't 2015 mid-year rolled forward) for 3 yr olds (Finance Headcount Database) expressed as %age of 3/4 yr olds from Population Estimated number of families form Department of Work and Pensions for 2 yr olds Finance Headcount Database) expressed as %age of 2 yr olds places available.

Leicestershire County Council - Sufficiency Statistics
North West Leicestershire District
September 2017

Basket of Indicators - Sufficiency Score = 41.6 (65.6)																
Weighted Score	5.4			11			13.6			2.0		4.0		5.6		
Score	1.0	1.0	4.0	5.0	5.0	3.8	5.0	1.0	1.0	5.0	5.0	1.5	1.0	5.0	5.0	0.6
Indicator ID	Su1	Su2	Su3	F1	F2	F3	HQ1	HQ3	HQ4	HQ5	HQ6	Af1	Af2	Ac1	NP1	NP2

	Ashby-de-la-Zouch	Coalville	ibstock	Measham	Moira	Northern Parishes	Thringstone	Warren Hills		District Total
Current childcare providers										
Childminder	5	16	8	12	9	14	6	1		71
Nursery	5	3	4	0	2	5	2	1		22
Out of School Care	5	1	5	4	7	2	1	0		25
Pre-School	2	3	6	9	7	5	6	3		41
Holiday Playschemes	2	1	5	6	7	4	1	0		26
Current childcare places										
Childminder	37	97	44	73	57	90	33	9		440
Nursery	303	236	310	0	133	264	151	60		1,457
Out of School Care	230	20	190	60	133	23	24	0		680
Pre-School	57	98	233	238	267	144	168	124		1,329
Holiday Playschemes	48	30	184	312	453	140	65	0		1,232
Childcare ratios										
0-2 year olds	1:1	1:4	1:2	1:8	1:2	1:2	1:3	1:3		1:3
3-4 year olds	1:1	1:3	1:1	1:1	1:1	1:2	1:1	1:1		1:1
5-7 year olds	1:3	1:13	1:5	1:10	1:6	1:10	1:12	1:26		1:7
8-10 year olds	1:3	1:14	1:4	1:12	1:6	1:10	1:15	1:41		1:8
11-14 year olds	1:7	1:22	1:10	1:18	1:12	1:18	1:25	1:66		1:15
Ofsted grades - Childminders										
%age good or outstanding	0.0%	91.7%	100.0%	100.0%	100.0%	100.0%	100.0%	100.0%		96.0%
%age requires improvement	100.0%	8.3%	0.0%	0.0%	0.0%	0.0%	0.0%	0.0%		4.0%
%age inadequate	0.0%	0.0%	0.0%	0.0%	0.0%	0.0%	0.0%	0.0%		0.0%
Ofsted grades - Nursery/Pre-School										
%age good or outstanding	100.0%	100.0%	87.5%	100.0%	100.0%	100.0%	100.0%	100.0%		97.8%
%age requires improvement	0.0%	0.0%	0.0%	0.0%	0.0%	0.0%	0.0%	0.0%		0.0%
%age inadequate	0.0%	0.0%	12.5%	0.0%	0.0%	0.0%	0.0%	0.0%		2.2%
Ofsted grades - Out of School Care										
%age good or outstanding	100.0%	100.0%	100.0%	100.0%	100.0%	100.0%	0.0%	0.0%		100.0%
%age requires improvement	0.0%	0.0%	0.0%	0.0%	0.0%	0.0%	0.0%	0.0%		0.0%
%age inadequate	0.0%	0.0%	0.0%	0.0%	0.0%	0.0%	0.0%	0.0%		0.0%
Ofsted grades - Overall										
%age good or outstanding	83.3%	94.1%	93.3%	100.0%	100.0%	100.0%	100.0%	100.0%		96.8%
%age requires improvement	16.7%	5.9%	0.0%	0.0%	0.0%	0.0%	0.0%	0.0%		2.1%
%age inadequate	0.0%	0.0%	6.7%	0.0%	0.0%	0.0%	0.0%	0.0%		1.1%
Average Weekly Costs										
Childminder	£195	£157	£168	£187	£167	£171	£185	£175		£174
Nursery	£230	£196	£207	----	£198	£233	£220	£200		£215
Out of School Care	£238	£250	£150	£222	----	----	----	----		£210
Pre-School	£208	£120	£179	£147	£188	£130	£160	£91		£151
Holiday Playschemes	£165	£192	£77	£78	£130	£155	£21	----		£103

North west Leicestershire district – children centre area breakdown

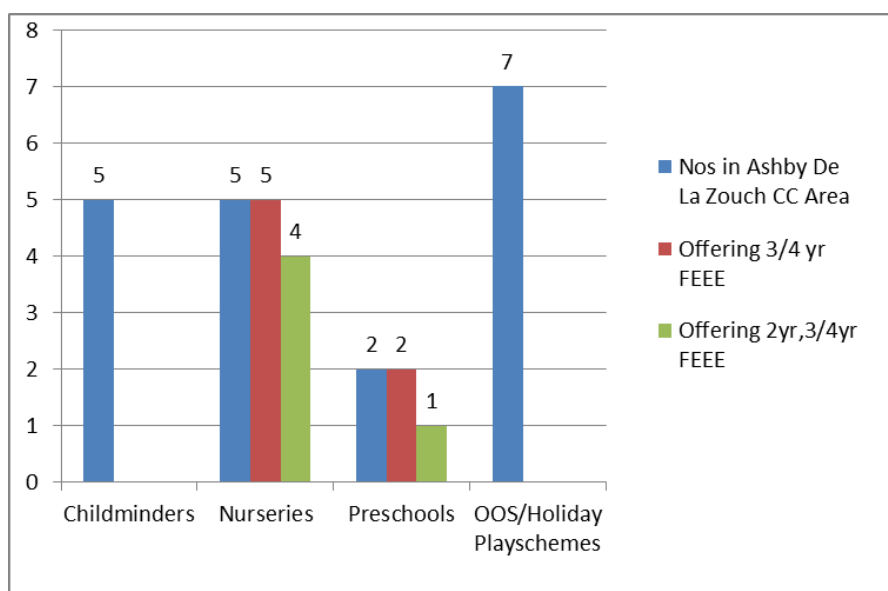
Ashby

The childcare ratios in this section only take into account the present situation. For further information on [new housing developments](#) which may alter the childcare ratios needed, please access the link above.

Childcare ratios

0-2 year olds	1:1
3-4 year olds	1:1
5-7 year olds	1:3
8-10 year olds	1:3
11-14 year olds	1:7

The statistics show that the children centre area is over sufficient in places for all age groups.



Within the Ashby area there are:

- 5 childminders, of these, 0 offer FEEE places for 3 and 4 year olds and 0 offer FEEE places for 2 year olds.
- 5 day nurseries, of these, 5 offer FEEE places for 3 and 4 year olds and 4 offer FEEE places for 2 year olds.
- 2 pre-schools, of these, 2 offer FEEE places for 3 and 4 year olds and 1 offer FEEE places for 2 year olds.
- 7 out of school and holiday play schemes.

The information on the opening times for out of school, holiday provision and play schemes can be found on the [Family Information webpages](#)

2 year FEEE	Summer 2017 Term	Number on DWP list	13
		Taken up	14
		% take-up	107.7%
3 year FEEE		% take-up	101.2%

Estimated population mid-year 2017 (gov't 2015 mid-year rolled forward) for 3 yr olds (Finance Headcount Database) expressed as %age of 3/4 yr olds from Population Estimated number of families form Department of Work and Pensions for 2 yr olds (Finance Headcount Database) expressed as %age of 2 yr olds places available.

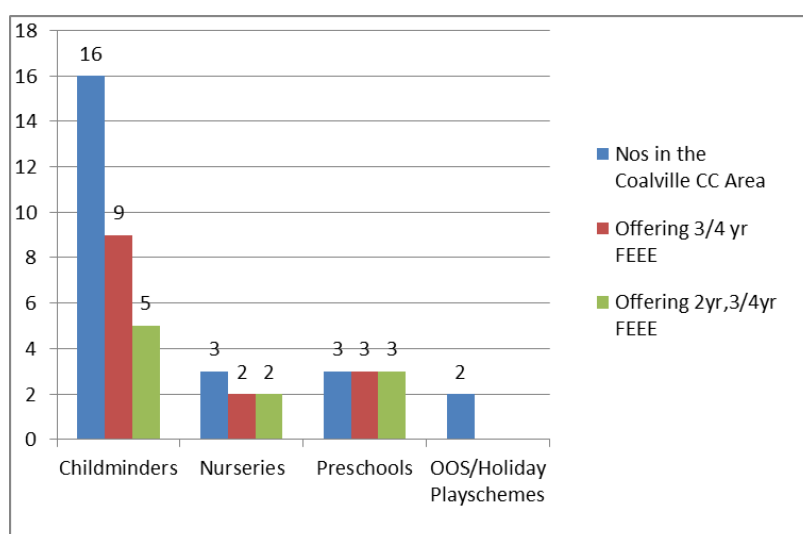
Coalville

The childcare ratios in this section only take into account the present situation. For further information on [new housing developments](#) which may alter the childcare ratios needed, please access the link above.

Childcare ratios

0-2 year olds	1:4
3-4 year olds	1:3
5-7 year olds	1:13
8-10 year olds	1:14
11-14 year olds	1:22

The statistics show that the children centre area is under sufficient in places for 0-2, 5-7 and 8-10 year olds, over sufficient in places for 11-14 year olds and sufficient in places for 3-4 year olds.



Within the Coalville area there are:

- 16 childminders, of these, 9 offer FEEE places for 3 and 4 year olds and 5 offer FEEE places for 2 year olds.
- 3 nurseries, of these, 2 offer FEEE for 3 and 4 year olds and 2 offer FEEE for 2 year olds.
- 3 pre-schools, of these, 3 offer FEEE places for 3 and 4 year olds and 3 offer FEEE places for 2 year olds.
- 2 out of school and holiday play schemes

The information on the opening times for out of school, holiday provision and play schemes can be found on the [Family Information webpages](#)

2 year FEEE	Summer 2017 Term	Number on DWP list	55
		Taken up	43
		% take-up	78.2%
3 year FEEE		% take-up	79.0%

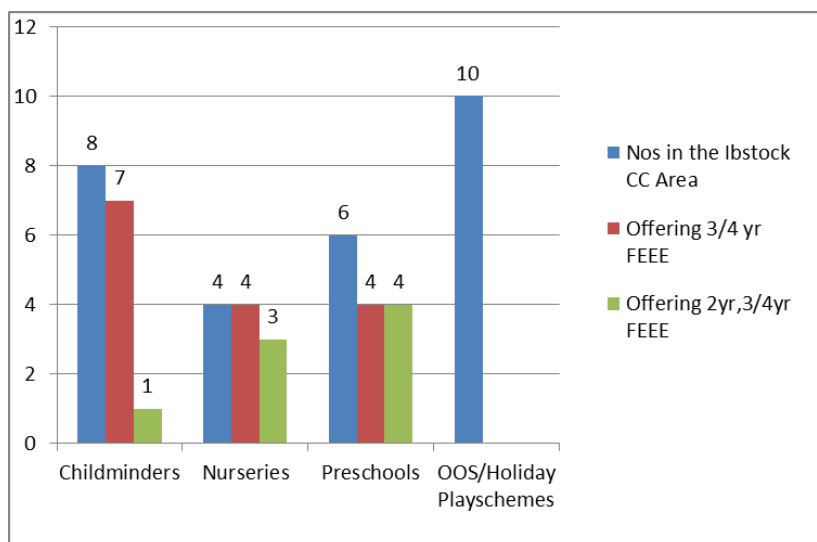
Estimated population mid-year 2017(gov't 2015 mid-year rolled forward) for 3 yr olds (Finance Headcount Database) expressed as %age of 3/4 yr olds from Population Estimated number of families form Department of Work and Pensions for 2 yr olds Finance Headcount Database) expressed as %age of 2 yr olds places available.

Ibstock

Childcare ratios

0-2 year olds	1:2
3-4 year olds	1:1
5-7 year olds	1:4
8-10 year olds	1:5
11-14 year olds	1:10

The statistics show that the children centre area is over sufficient in places for all age groups.



Within the Ibstock area there are:

- 8 childminders, of these, 7 offer FEEE places for 3 and 4 year olds and 1 offer FEEE places for 2 year olds.
- 4 day nurseries, of these, 4 offer FEEE places for 3 and 4 year olds and 3 offer FEEE places for 2 year olds.
- 6 pre-schools, of these, 4 offer FEEE places for 3 and 4 year olds and 4 offer FEEE places for 2 year olds.
- 10 out of school and holiday play schemes.

The information on the opening times for out of school, holiday provision and play schemes can be found on the [Family Information webpages](#)

2 year FEEE	Summer 2017 Term	Number on DWP list	36
		Taken up	21
		% take-up	58.3%
3 year FEEE		% take-up	95.8%

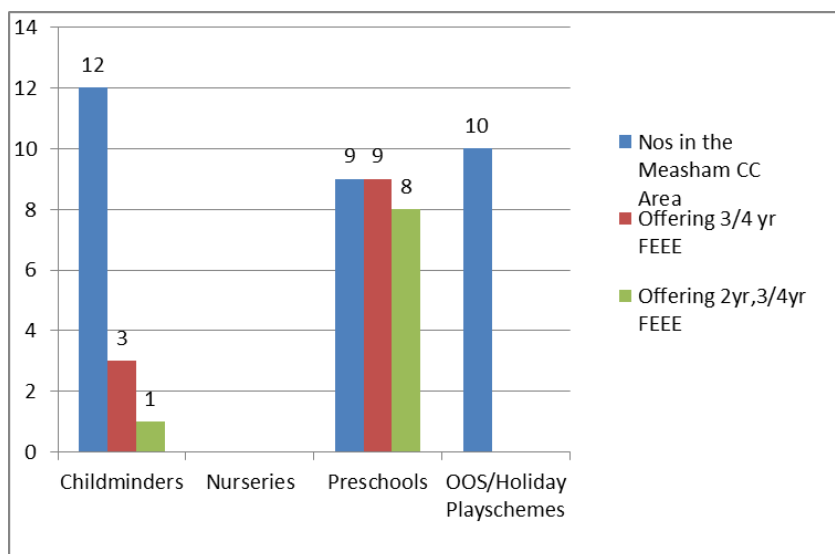
Estimated population mid-year 2017 (gov't 2015 mid-year rolled forward) for 3 yr olds (Finance Headcount Database) expressed as %age of 3/4 yr olds from Population Estimated number of families form Department of Work and Pensions for 2 yr olds Finance Headcount Database) expressed as %age of 2 yr olds places available.

Measham

Childcare ratios

0-2 year olds	1:8
3-4 year olds	1:1
5-7 year olds	1:10
8-10 year olds	1:12
11-14 year olds	1:18

The statistics show that the children centre area is under sufficient in places for 0-2, 5-7 and 8-10 year olds and over sufficient in places for 3-4 and 11-14 year olds.



Within the Measham area there are:

- 12 childminders, of these, 3 offer FEEE places for 3 and 4 year olds and 1 offers FEEE places for 2 year olds.
- 0 day nurseries.
- 9 pre-schools, of these, 9 offer FEEE places for 3 and 4 year olds and 8 offer FEEE places for 2 year olds.
- 10 out of school and holiday play schemes.

The information on the opening times for out of school, holiday provision and play schemes can be found on the [Family Information webpages](#)

2 year FEEE	Summer 2017 Term	Number on DWP list	34
		Taken up	18
		% take-up	52.9%
3 year FEEE		% take-up	85.1%

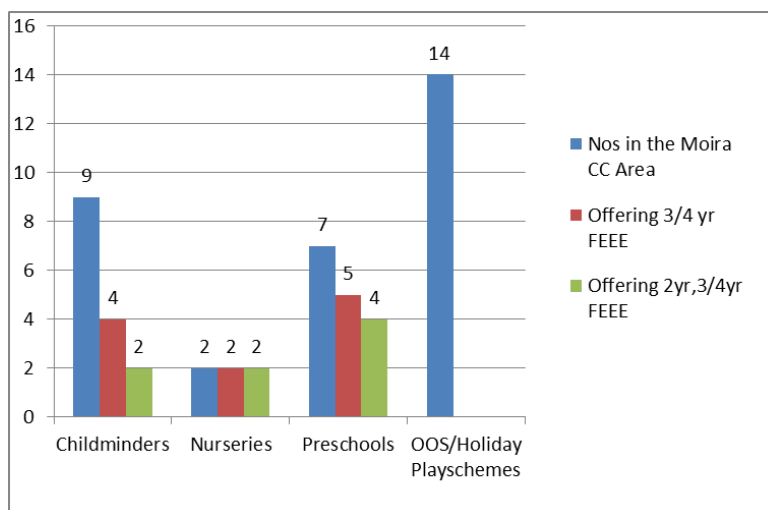
Estimated population mid-year 2017 (gov't 2015 mid-year rolled forward) for 3 yr olds (Finance Headcount Database) expressed as %age of 3/4 yr olds from Population Estimated number of families form Department of Work and Pensions for 2 yr olds Finance Headcount Database) expressed as %age of 2 yr olds places available.

Moira

Childcare ratios

0-2 year olds	1:2
3-4 year olds	1:1
5-7 year olds	1:6
8-10 year olds	1:6
11-14 year olds	1:12

The statistics show that the children centre area is sufficient in places for 5-7 year olds and over sufficient in places for all other age groups.



Within the Moira area there are:

- 9 childminders, of these, 4 offer FEEE places for 3 and 4 year olds and 2 offer FEEE places for 2 year olds.
- 2 day nurseries, of these, 2 offer FEEE places for 3 and 4 year olds and 2 offer FEEE places for 2 year olds.
- 7 pre-schools, of these, 5 offer FEEE places for 3 and 4 year olds and offer FEEE places for 2 year olds.
- 14 out of school and holiday play schemes.

The information on the opening times for out of school, holiday provision and play schemes can be found on the [Family Information webpages](#)

2 year FEEE	Summer 2017 Term	Number on DWP list	32
		Taken up	31
		% take-up	96.9%
3 year FEEE		% take-up	88.4%

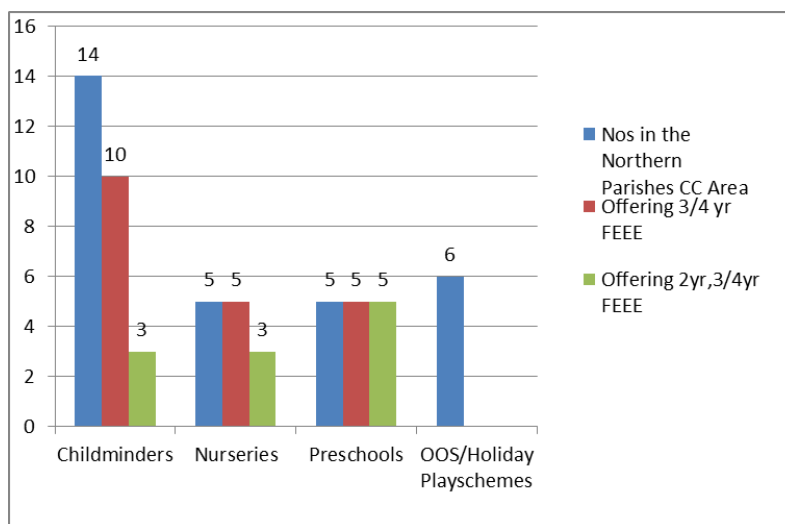
Estimated population mid-year 2017 (gov't 2015 mid-year rolled forward) for 3 yr olds (Finance Headcount Database) expressed as %age of 3/4 yr olds from Population Estimated number of families form Department of Work and Pensions for 2 yr olds Finance Headcount Database) expressed as %age of 2 yr olds places available.

Northern Parishes

Childcare ratios

0-2 year olds	1:2
3-4 year olds	1:2
5-7 year olds	1:10
8-10 year olds	1:10
11-14 year olds	1:18

The statistics show that the children centre area is under sufficient in places for 5-7 and 8-10 year olds and over sufficient in places for 0-2, 3-4 and 11-14 year olds.



Within the Northern Parishes area there are:

- 14 childminders, of these, 10 offer FEEE places for 3 and 4 year olds and 3 offer FEEE places for 2 year olds.
- 5 day nurseries, of these, 5 offer FEEE places for 3 and 4 year olds and 3 offer FEEE places for 2 year olds.
- 5 pre-schools, of these, 5 offer FEEE places for 3 and 4 year olds and 5 offer FEEE places for 2 year olds.
- 6 out of school and holiday play schemes.

The information on the opening times for out of school, holiday provision and play schemes can be found on the [Family Information webpages](#)

2 year FEEE	Summer 2017 Term	Number on DWP list	23
		Taken up	22
		% take-up	95.7%
3 year FEEE		% take-up	82.3%

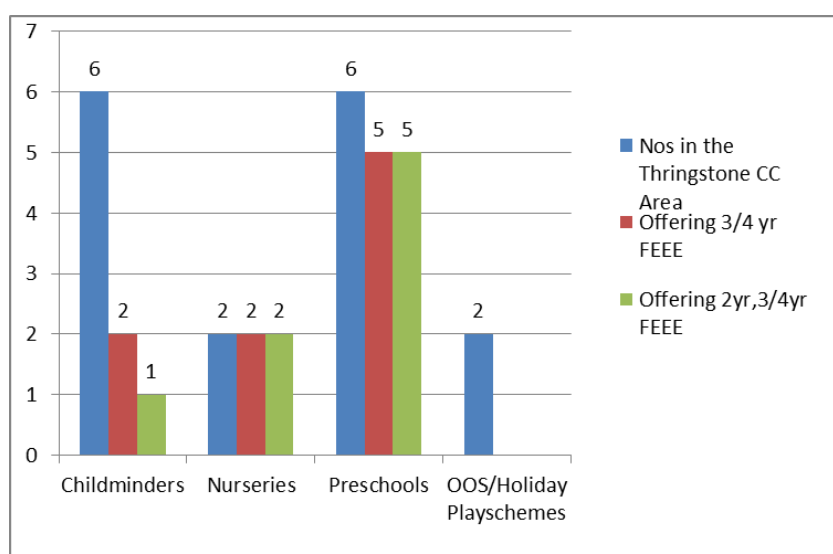
Estimated population mid-year 2017 (gov't 2015 mid-year rolled forward) for 3 yr olds (Finance Headcount Database) expressed as %age of 3/4 yr olds from Population. Estimated number of families from Department of Work and Pensions for 2 yr olds Finance Headcount Database) expressed as %age of 2 yr olds places available.

Thringstone

Childcare ratios

0-2 year olds	1:3
3-4 year olds	1:1
5-7 year olds	1:12
8-10 year olds	1:15
11-14 year olds	1:25

The statistics show that the children centre area is sufficient in places for 0-2 year olds, over sufficient in places for 3-4 and 11-14 year olds and under sufficient in places for 5-7 and 8-10 year olds.



Within the Thringstone area there are:

- 6 childminders, of these, 2 offer FEEE places for 3 and 4 year olds and 1 offer FEEE places for 2 year olds.
- 2 day nurseries, of these, 2 offer FEEE places for 3 and 4 year olds and 2 offer FEEE places for 2 year olds.
- 6 pre-schools, of these, 5 offer FEEE places for 3 and 4 year olds and 5 offer FEEE places for 2 year olds.
- 2 out of school and holiday play schemes.

The information on the opening times for out of school, holiday provision and play schemes can be found on the [Family Information webpages](#)

2 year FEEE	Summer 2017 Term	Number on DWP list	37
		Taken up	26
		% take-up	70.3%
3 year FEEE		% take-up	89.9%

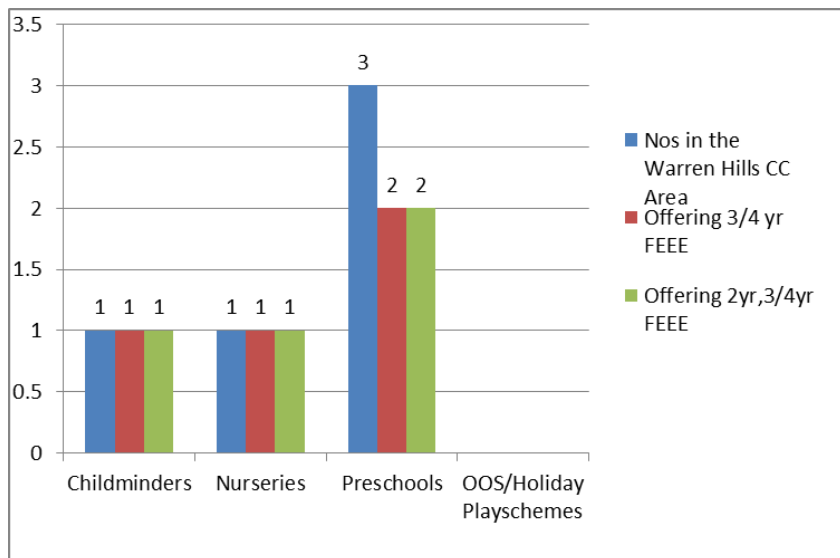
Estimated population mid-year 2017 (gov't 2015 mid-year rolled forward) for 3 yr olds (Finance Headcount Database) expressed as %age of 3/4 yr olds from Population Estimated number of families form Department of Work and Pensions for 2 yr olds Finance Headcount Database) expressed as %age of 2 yr olds places available.

Warren Hills

Childcare ratios

0-2 year olds	1:3
3-4 year olds	1:1
5-7 year olds	1:26
8-10 year olds	1:41
11-14 year olds	1:66

The statistics show that the children centre area is under sufficient in places for 5-7, 8-10 and 11-14 year olds, over sufficient in places for 3-4 year olds and sufficient in places for 0-2 year olds.



Within the Warren Hills area there are:

- 1 childminder who offers 3 and 4 year old and 2 year old FEEE places.
- 1 day nursery who offers 3 and 4 year old and 2 year old FEEE places.
- 3 pre-schools, of these, 2 offer FEEE places for 3 and 4 year olds and 2 offer FEEE places for 2 year olds.
- 0 out of school and holiday play schemes.

The information on the opening times for out of school, holiday provision and play schemes can be found on the [Family Information webpages](#)

2 year FEEE	Summer 2017 Term	Number on DWP list	34
		Taken up	29
		% take-up	85.3%
3 year FEEE		% take-up	123.5%

Estimated population mid-year 2017 (gov't 2015 mid-year rolled forward) for 3 yr olds (Finance Headcount Database) expressed as %age of 3/4 yr olds from Population Estimated number of families from Department of Work and Pensions for 2 yr olds (Finance Headcount Database) expressed as %age of 2 yr olds places available.

Leicestershire County Council - Sufficiency Statistics
Oadby & Wigston District
September 2017

Basket of Indicators - Sufficiency Score = 40.8 (65.6)																
Weighted Score	5.4			11			12			2.8		4.0		5.6		
Score	1.0	1.0	4.0	5.0	5.0	3.8	5.0	1.0	1.0	3.0	5.0	2.5	1.0	5.0	5.0	0.6
Indicator ID	Su1	Su2	Su3	F1	F2	F3	HQ1	HQ3	HQ4	HQ5	HQ6	Af1	Af2	Ac1	NP1	NP2

	Oadby	Wigston Magna	South Wigston		District Total
Current childcare providers					
Childminder	12	19	7		38
Nursery	4	5	5		14
Out of School Care	7	4	2		13
Pre-School	5	6	5		16
Holiday Playschemes	3	2	2		7
Current childcare places					
Childminder	72	116	46		234
Nursery	242	179	319		740
Out of School Care	280	238	66		584
Pre-School	204	178	174		556
Holiday Playschemes	129	70	66		265
Childcare ratios					
0-2 year olds	1:3	1:3	1:3		1:3
3-4 year olds	1:2	1:2	1:2		1:2
5-7 year olds	1:5	1:4	1:10		1:6
8-10 year olds	1:6	1:4	1:9		1:6
11-14 year olds	1:12	1:8	1:20		1:12
Ofsted grades - Childminders					
%age good or outstanding	71.4%	88.2%	85.7%		83.9%
%age requires improvement	14.3%	11.8%	14.3%		12.9%
%age inadequate	14.3%	0.0%	0.0%		3.2%
Ofsted grades - Nursery/Pre-School					
%age good or outstanding	100.0%	85.7%	100.0%		95.2%
%age requires improvement	0.0%	14.3%	0.0%		4.8%
%age inadequate	0.0%	0.0%	0.0%		0.0%
Ofsted grades - Out of School Care					
%age good or outstanding	100.0%	33.3%	100.0%		71.4%
%age requires improvement	0.0%	66.7%	0.0%		28.6%
%age inadequate	0.0%	0.0%	0.0%		0.0%
Ofsted grades - Overall					
%age good or outstanding	84.6%	84.0%	93.3%		86.8%
%age requires improvement	7.7%	16.0%	6.7%		11.3%
%age inadequate	7.7%	0.0%	0.0%		1.9%
Average Weekly Costs					
Childminder	£179	£170	----		£172
Nursery	£197	£181	----		£191
Out of School Care	£181	£150	----		£173
Pre-School	£148	£203	----		£158
Holiday Playschemes	£152	£89	----		£127

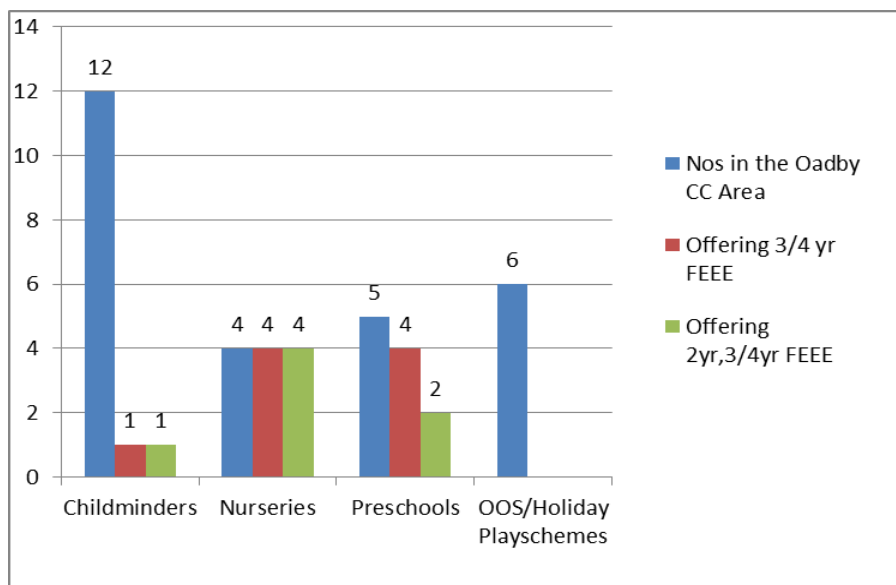
Oadby and Wigston district – children centre area breakdown

Oadby

Childcare ratios

0-2 year olds	1:3
3-4 year olds	1:2
5-7 year olds	1:5
8-10 year olds	1:6
11-14 year olds	1:12

The statistics show that the children centre area is sufficient in places for 0-2 year olds, and over sufficient in places for 3-4, 5-7, 8-10 and 11-14 year olds.



Within the Oadby area there are:

- 12 childminders, of these, 1 offers FEEE places for 3, 4 year olds and 2 year olds.
- 4 day nurseries, of these, 4 offer FEEE places for 3 and 4 year olds and 4 offer FEEE places for 2 year olds.
- 5 pre-schools, of these, 4 offer FEEE places for 3 and 4 year olds and 2 offer FEEE places for 2 year olds.
- 6 out of school and holiday play schemes.

The information on the opening times for out of school, holiday provision and play schemes can be found on the [Family Information webpages](#)

2 year FEEE	Summer 2017 Term	Number on DWP list	48
		Taken up	25
		% take-up	52.1%
3 year FEEE		% take-up	84.0%

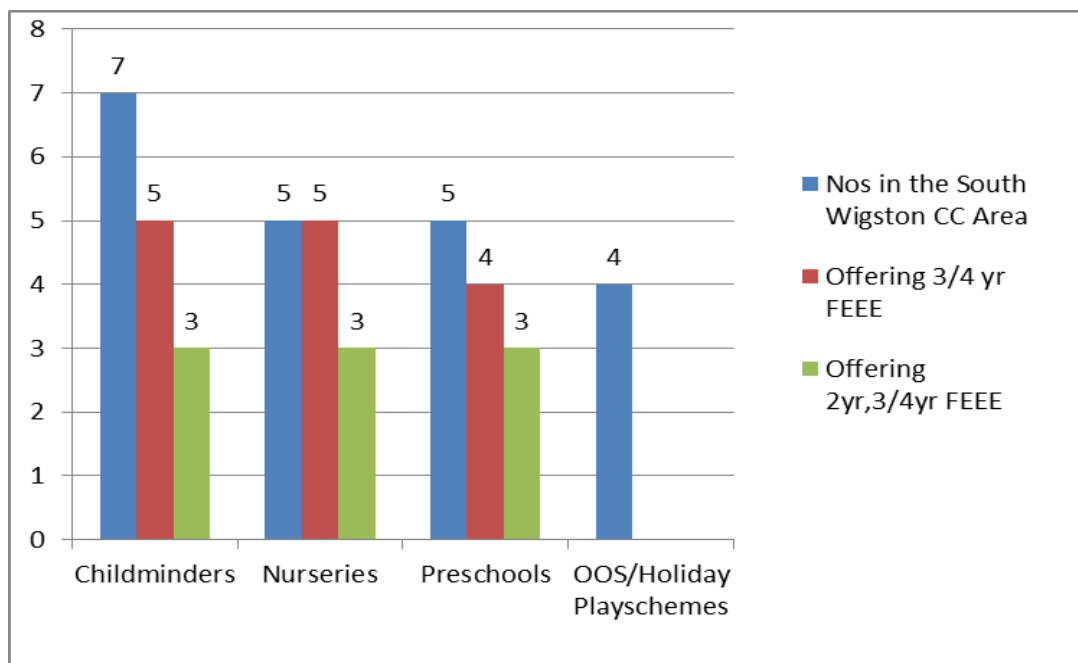
Estimated population mid-year 2017 (gov't 2015 mid-year rolled forward) for 3 yr olds (Finance Headcount Database) expressed as %age of 3/4 yr olds from Population Estimated number of families form Department of Work and Pensions for 2 yr olds Finance Headcount Database) expressed as %age of 2 yr olds places available.

South Wigston

Childcare ratios

0-2 year olds	1:3
3-4 year olds	1:2
5-7 year olds	1:10
8-10 year olds	1:9
11-14 year olds	1:20

The statistics show that the children centre area is over sufficient in places for 3-4 and 11-14 year olds, under sufficient in places for 5-7 and 8-10 year olds and sufficient in places for 0-2 year olds.



Within the South Wigston area there are:

- 7 childminders, of these, 5 offer FEEE places for 3 and 4 year olds and 3 offer FEEE places for 2 year olds.
- 5 nurseries, of these, 5 offer FEEE places for 3 and 4 year olds and 3 offer FEEE places for 2 year olds.
- 5 pre-schools, of these, 4 offer FEEE places for 3 and 4 year olds and 3 offer FEEE places for 2 year olds.
- 4 out of school and holiday play schemes.

The information on the opening times for out of school, holiday provision and play schemes can be found on the [Family Information webpages](#)

2 year FEEE	Summer 2017 Term	Number on DWP list	62
		Taken up	39
		% take-up	62.9%
3 year FEEE		% take-up	74.3%

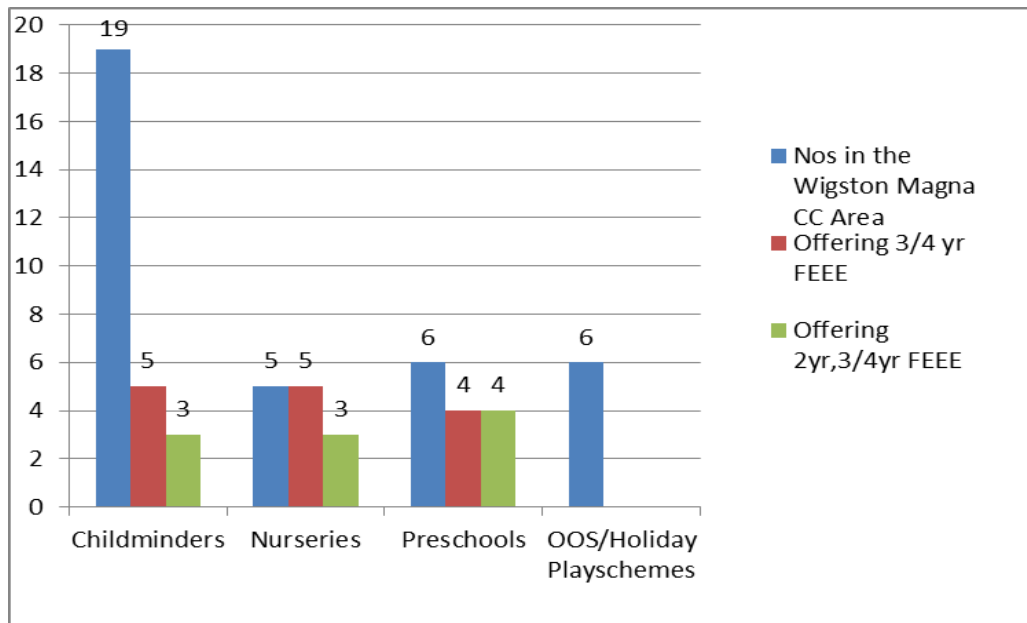
Estimated population mid-year 2017 (gov't 2015 mid-year rolled forward) for 3 yr olds (Finance Headcount Database) expressed as %age of 3/4 yr olds from Population Estimated number of families form Department of Work and Pensions for 2 yr olds Finance Headcount Database) expressed as %age of 2 yr olds places available.

Wigston Magna

Childcare ratios

0-2 year olds	1:3
3-4 year olds	1:2
5-7 year olds	1:4
8-10 year olds	1:4
11-14 year olds	1:8

The statistics show that the children centre area is sufficient in places for 0-2 year olds and over sufficient in places for all other age groups.



Within the Wigston Magna area there are:

- 19 childminders, of these, 5 offer FEEE places for 3 and 4 year olds and 3 offer FEEE places for 2 year olds.
- 5 day nurseries, of these, 5 offer FEEE places for 3 and 4 year olds and 3 offer FEEE places for 2 year olds.
- 6 pre-schools, of these, 4 offer FEEE places for 3 and 4 year olds and 4 offer FEEE places for 2 year olds.
- 6 out of school and holiday playschemes.

The information on the opening times for out of school, holiday provision and play schemes can be found on the [Family Information webpages](#)

2 year FEEE	Summer 2017 Term	Number on DWP list	53
		Taken up	37
		% take-up	69.8%
3 year FEEE		% take-up	93.0%

Estimated population mid-year 2017 (gov't 2015 mid-year rolled forward) for 3 yr olds (Finance Headcount Database) expressed as %age of 3/4 yr olds from Population Estimated number of families form Department of Work and Pensions for 2 yr olds (Finance Headcount Database) expressed as %age of 2 yr olds places available.