


Extra time club Digital media project



Our objective

- Our objective is to introduce new media activities and involve the children in creating a fun activity.
- We are going to brainstorm with the children what they would like to create in front of the projector and what props and tools we might need to achieve this.
- We are also going to think about what we can look at and how we can show our findings.
- The children are going to be encouraged to make their own props for the projector and encourage each other to get involved with all the activities.





Where we began


- The children worked in small groups and talked about how they could use the microscope. They discussed what they could look at, what they could compare and what they might find by doing this.
- We installed the software and had a practice ourselves looking at ears and noses. The children were fascinated by what they could see.


What could we look at?


Life cycle of slave TOEYANOMATHEW
LOOK at a worm
LOOK at a leaf
LOOK at a mouth
LOOK at a ladybird LOOK at your nail
LOOK at ear
LOOK at teeth

What to look at cont...


Look at a laddy bird or being
through it.  Look at glass object
Focus 

Look how good looks
 (Breat)

Look at something
Toggle 

plastic bottle 

look at different hair



Lemonade

What to look at cont...

What food looks like
close up



Look inside someone's
ear



Look at skin



Look at a get 4 tip
pen nib



E man F + Tyler R

Having fun putting our ideas into action.



What happened next?

- I took over the project in April and wasn't getting very far with the project. The weather had turned really nice so the children wanted to be outside rather than inside on the equipment.
- I decided to introduce an Ipad into the mix so they could take pictures of each other and videos.
- The children got really excited and went onto photo booth, they took funny picture of themselves and others.
- The children then found out they could record on the Ipad so taking it in turns they decided they would preform to the camera.

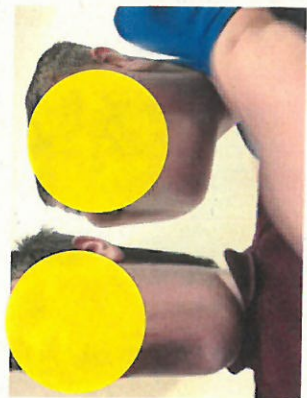


What happened next cont...

- The more the children performed to the camera the more ideas they produced.
- The children decided that they wanted to become superheroes so each time they appeared on camera they said what superhero they were and what their power was and their moves. The children were very engaged.
- I then suggested that maybe we could perform a puppet show using a green screen or something similar, the children decided that they wanted to make an advert.
- The children went to the creative table and worked together to come up with a product, the description and what green screen they wanted.

What came out of including an Ipad?

- The group of three children that came together to create an advert included our little boy that has additional needs. This little boy is very rarely included in the other children's games and activities mainly because he doesn't want to be.
- This activity was something that interests this little boy and he led the group and created ideas for them to follow.
- When each of the children's parents came they told them all about what they had been doing.
- Since this has happened the little boy with additional needs has been more involved with the other children's activities and will now ask to join in as well as being invited to play.
- Because of this project the little boy is enjoying his time at club more and engaging really well.


Photo booth fun



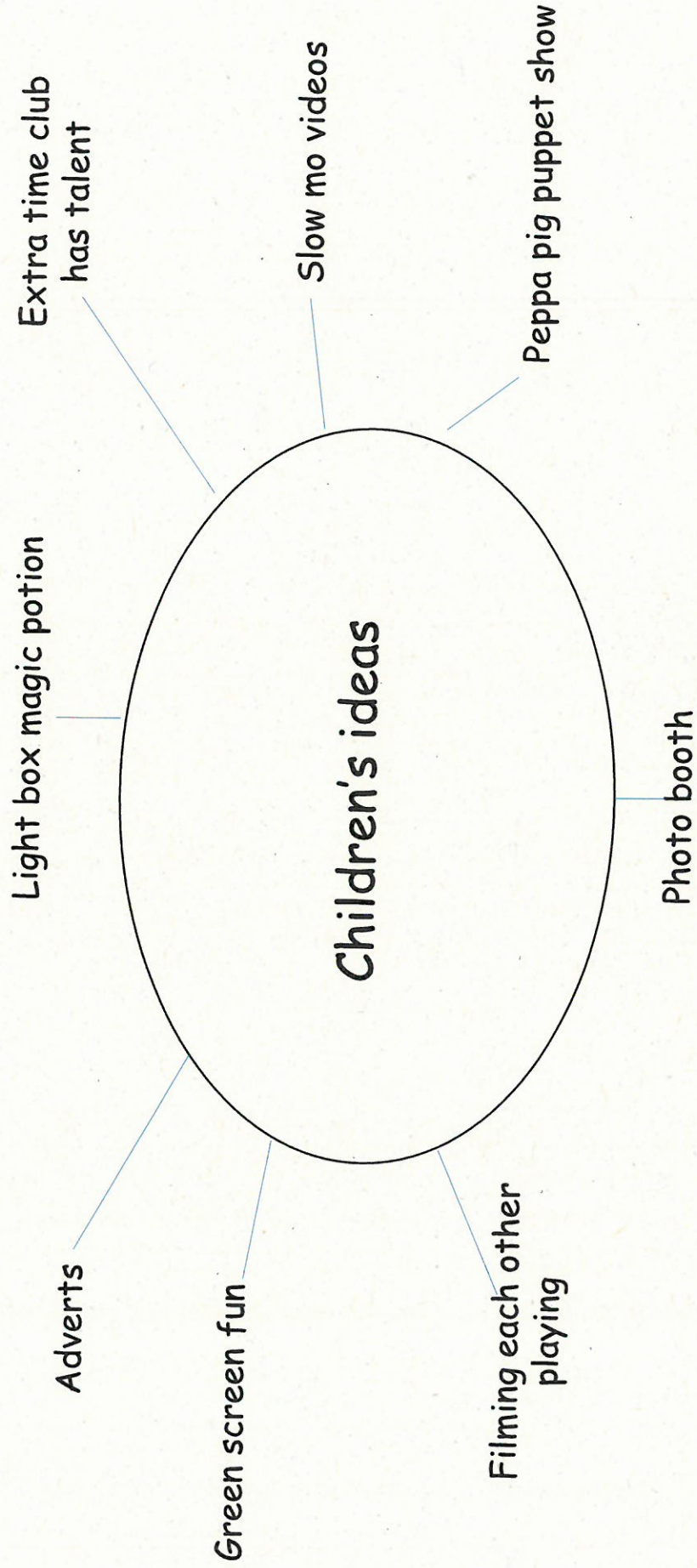
Superhero video



Exploring the video's



Our ideas to go further..



Our plans



Peppa pig

Peppa pig puppet show.

Our advert

Advert about Anglo Cider - suggest free-alcohol free.
for £5.99 per 2 Litres (VKA NEW in all

stores (warning anglo cider may
contain carbon dioxide) It is

an official new drink and it's in
all convenience stores and

news agents. (green screen
should be picture of a
bottle of cider)

What went well in the children's idea's?

- The children loved being able to control how their advert was going to go, they made a choice of the green screen, who said what in the advert and how to present it.
- The children then used the projector to create a shadow puppet show, they used props they had made using paper and lolly pop sticks and their hands/ fingers. The older children who thought it was 'babyish' actually became extremely involved and helped the younger children to make different props.
- Extra time club has talent was another idea, we made a stage for the children to use and they performed jokes, sang and danced. One of the children said he didn't understand how jokes worked so decided he was going to use the laptop to research some jokes to tell us. A week later and a lot of research he was going to use the little boy came out with 3 jokes and asked his friends to film him telling them. The children used the projector to use as the stage light for the talent show.
- We have made a light box and the children are currently making potions in bottles to use this with.
- The children decided that they wanted to use the digital magnifying glass to explore different things they found outside but wanted to use the ipad to take pictures first.

Finding things to explore outside.

Two children went to explore outside, both of them had a camera each and decided they would take pictures of what they found interesting as well as what they wanted to look at closer.



What came from exploring outside?

- One of the children said he wanted to take a picture in real time so found a bird and zoomed in on it, he was really impressed that he managed to get a picture of the bird.
- The other child decided she wanted to take 'squirrel food' off the tree and break it open to see what it is like. They then wanted to look at these further under the microscope.
- They both enjoyed digging in the soil so that they could find bugs that were hiding, they found out that due to the sun they had to dig quite deep to find moisture and bugs.
- One of the children asked the other one to take a picture of him climbing a tree because he wanted to see what he looked like up the tree.
- Both of them swapped devices and explored what they could do with each of them.

Where next?

- The children are going to continue to explore the environment around them using the digital microscope. They have decided they want something to cut up so they can look closely to the inside eg a flower stem.
- Some children have asked if we can download an app to make our own movie like Wallace and Gromit as he had been doing this at home since introducing the Ipad, then we could watch it on the projector.