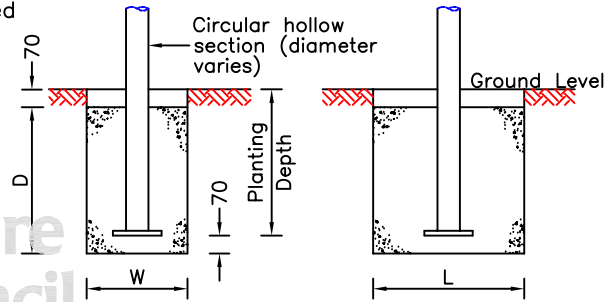




Leicestershire  
County Council

Straight Post  
Non-illuminated  
Signs



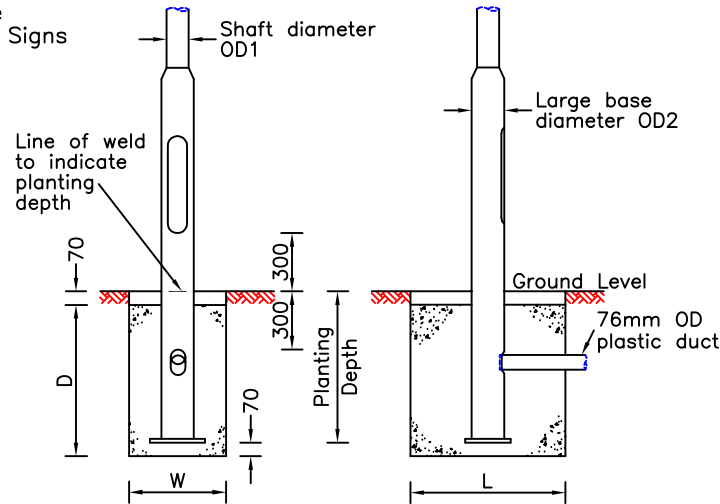
EQUIVALENT RECTANGULAR POSTS (see Note 5)	
CIRCULAR POST SIZE	RECTANGULAR HOLLOW POST SIZE
76mm dia	100* x 50
89mm dia	120* x 80
114mm dia	

\*Assumes the sign is mounted at right angles to the longer side

NOTES:

1. All dimensions are in millimetres unless otherwise shown.
2. Foundation to be constructed in Class C10 concrete.
3. The top 70mm of the excavation to be reinstated in materials corresponding to the ground surrounding the foundation or as specified by the Engineer.
4. Posts, base plates and post caps to be in accordance with Leicestershire County Council specification.
5. Rectangular posts should be considered on single post signs in urban areas where there may be an issue with vandalism (sign rotation). Rectangular posts may also be beneficial for the erection of signs in footways/cycleways to mitigate restrictions to the pedestrians and cyclists see Drg No [SD/12/3](#).

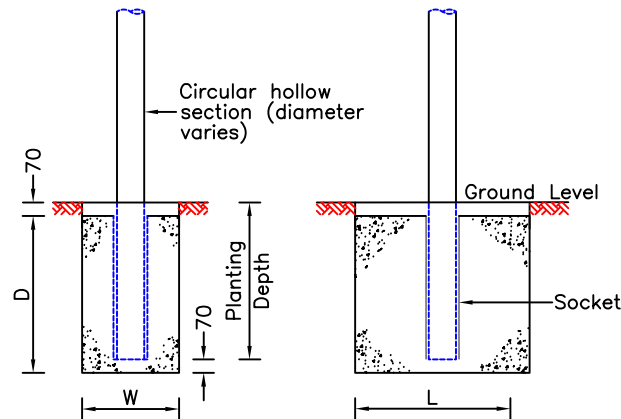
Large Base  
Illuminated Signs



FOUNDATION REFERENCE	WIDTH 'W'	DEPTH 'D'	LENGTH 'L'
A	350	600	600
B	400	600	600
C	400	600	800
D	450	700	1000
E	450	800	1000
F	500	900	900
G	500	900	1300
H	600	1000	1200
I	600	1000	1800

OD1	OD2	WIDTH 'W'	DEPTH 'D'	LENGTH 'L'	CABLE ENTRY SLOT
76	140	450	800	700	150 x 75
89	140	450	800	800	150 x 75

Socketed Post



Leicestershire  
County Council

Post sockets are to be 25mm to 70mm greater diameter than the proposed post and void filled with with 3mm grit or kiln dried sharp sand upto 100mm of the top of the socket. The top 100mm of the void to be filled with rapid set cement mortar. Sockets may be fabricated from PVC, MDPE, concrete or earthenware pipes. **Sockets are not to be used on single post sign assemblies.**

©Crown copyright 2007. All rights reserved. Use of this image is limited to viewing on-line and printing one copy. Leicestershire County Council. 100619271.