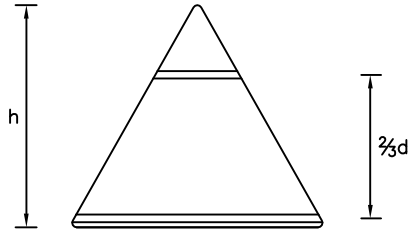


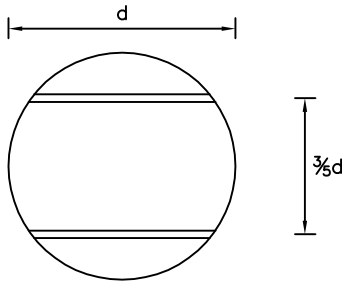
NOTES:

THE STIFFENING AS ILLUSTRATED BELOW SHALL BE IN CHANNEL SECTION

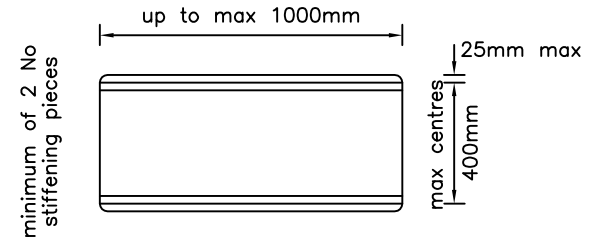
SMALL TRIANGLE UP TO AND INCLUDING 750mm USE MINIMUM OF 2 No HORIZONTAL STIFFENERS



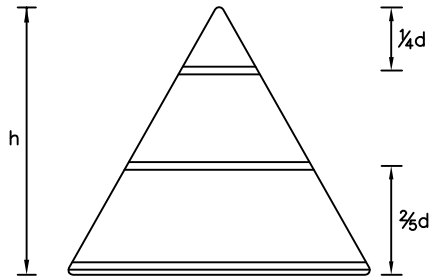
SMALL CIRCLE UP TO AND INCLUDING 750mm USE MINIMUM OF 2 No HORIZONTAL STIFFENERS



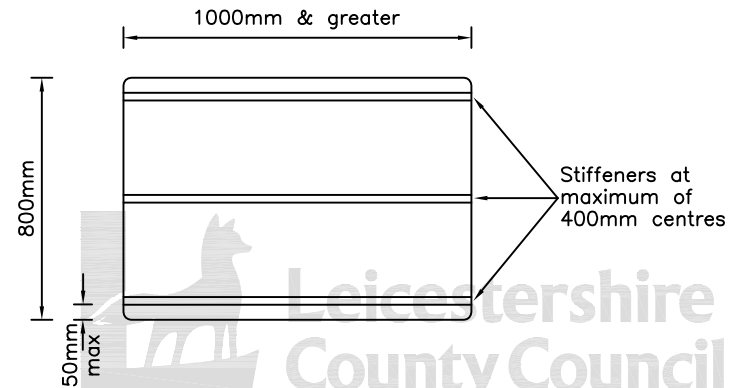
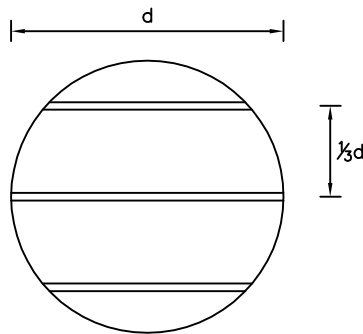
SMALL SIGNS FOR SINGLE POST MOUNTING



LARGE TRIANGLES OF 900mm OR GREATER USE MINIMUM OF 3 No HORIZONTAL STIFFENERS



LARGE CIRCLES OF 900mm AND ABOVE USE MINIMUM OF 3 No HORIZONTAL STIFFENERS



©Crown copyright 2007. All rights reserved. Use of this image is limited to viewing on-line and printing one copy. Leicestershire County Council. 100619271.

DRAWING NUMBER	DATE			
SD/12/16	APRIL 2007			
AUTOCAD REF	SCALE			
K:\GENERAL\ID9997\STDDRG\SD1216	NOT TO SCALE	Rev	Date	Notes on Revision