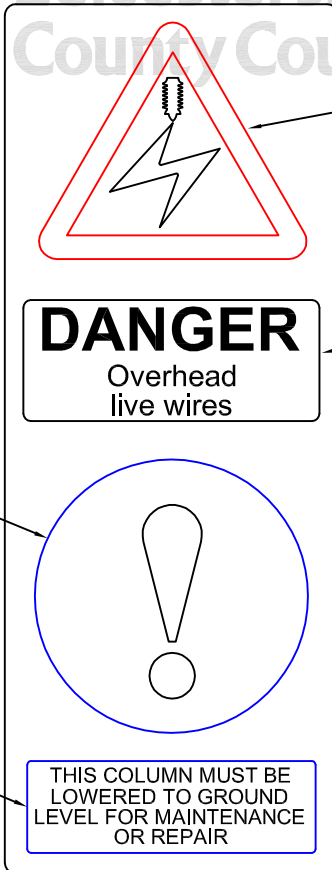




Leicestershire
County Council

TYPE A



TYPE A
Background:- Yellow
Symbol:- Black
Size:- 145 x 125

TYPE B
Background:- Yellow
Symbol:- Black
Size:- 150 x 70
Alphabet:- Transport Heavy
(with reduced tile width)

TYPE C
Background:- Blue
Symbol:- White
Size:- 150 Diameter

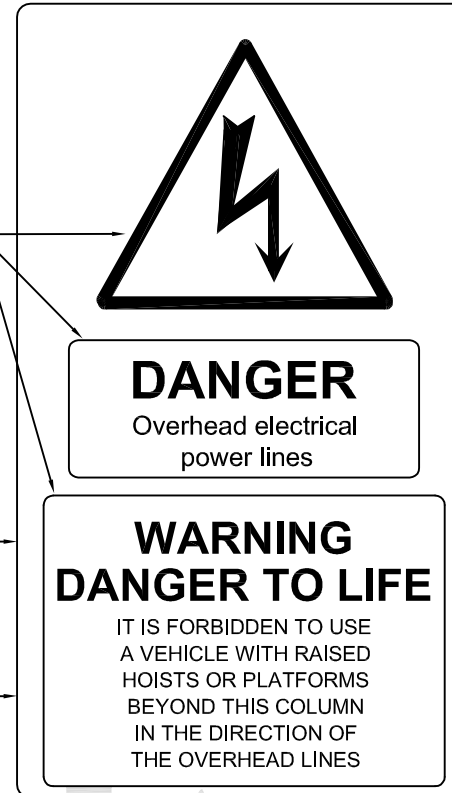
TYPE D
Background:- Blue
Symbol:- White
Size:- 150 x 50
Alphabet:- Transport Medium

Background:- White

Plate size:- 175 x 460

Plate size:- 240 x 420

TYPE B



Background:- Yellow
Symbol:- Black

WARNING
DANGER TO LIFE
IT IS FORBIDDEN TO USE
A VEHICLE WITH RAISED
HOISTS OR PLATFORMS
BEYOND THIS COLUMN
IN THE DIRECTION OF
THE OVERHEAD LINES

NOTES:


1. All dimensions are in millimetres unless otherwise stated.

TYPE A

2. Non-reflective facing.
3. Sign face and facing to comply with Series 1200 Clauses of DTp Specification.
4. Fixings shall be by approved clips riveted to signplate, stainless steel banding and buckles.
5. Mounting height and orientation in relation to the carriageway is as described on scheme layout drawings.
6. Columns requiring these Notices will be identified by the Service Manager.
7. Notices provide the warning described in Clause 1301 of the H.A. Specification.

TYPE B

8. Sign to be constructed of 3mm aluminium plate with sign fix channel top and bottom and faced with Class 1 traffic sign material bonded to it.
9. The sign should be mounted 2.1m above ground level, where indicated on the drawing and facing the oncoming traffic.
10. All metal fixings should be stainless steel.
11. Drilling of columns will not be permitted.
12. Sign to be in accordance with BS 5499:Part 5.



Leicestershire
County Council

©Crown copyright 2007. All rights reserved. Use of this image is limited to viewing on-line and printing one copy. Leicestershire County Council. 100019271.

DRAWING NUMBER	DATE			
SD/13/21	APRIL 2007			
AUTOCAD REF	SCALE			
K:\GENERAL\ID9997STDDRG\SD1321	NOT TO SCALE	Rev	Date	Notes on Revision