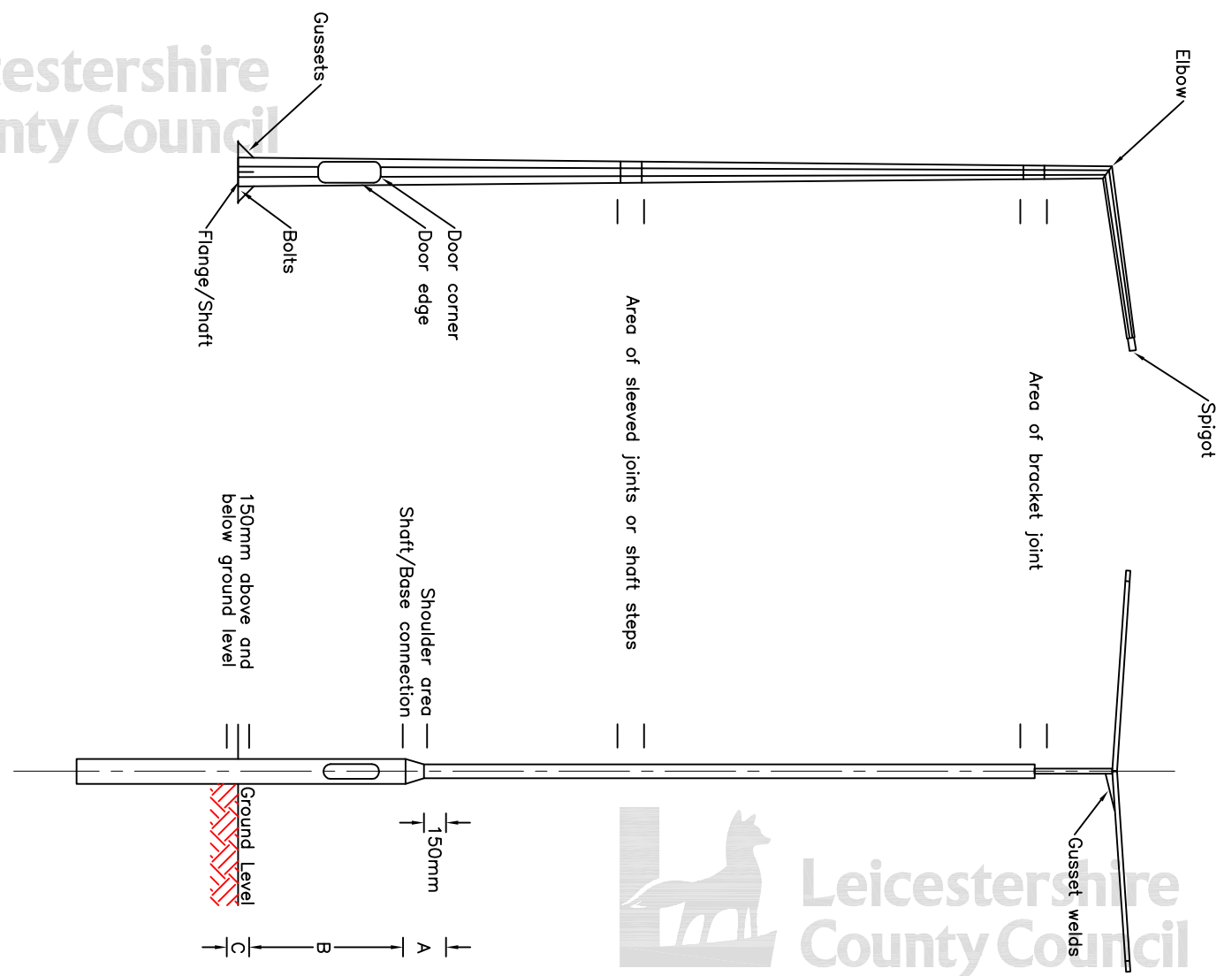



MAIN AREAS FOR ROUTINE AND DETAILED INSPECTION AND TEST MEASUREMENTS


NOTES:  
1. All dimensions are in millimetres unless otherwise stated.



Minimum number of positions for detailed inspection measurements. ie Thickness/relative thickness and crack detection test measurements:



Measurement positions at bracket joint, shaft step, shaft/base connection and ground level



Measurement positions at door opening



©Crown copyright 2007. All rights reserved. Use of this image is limited to viewing on-line and printing one copy. Leicestershire County Council. 100619271.

<p>DEPARTMENT OF HIGHWAYS TRANSPORTATION AND WASTE MANAGEMENT</p>	<p>TITLE: <b>STANDARD DRAWING</b></p>	<p><b>STREET LIGHTING</b></p>	<p>DRAWING NUMBER <b>SD/13/22</b></p>	<p>DATE APRIL 2007</p>			
			<p>AUTOCAD REF K:\GENERAL\ID9997\STDDRG\SD1322</p>	<p>SCALE NOT TO SCALE</p>	Rev	Date	Notes on Revision
<p>INSPECTION AND TEST AREAS</p>							