
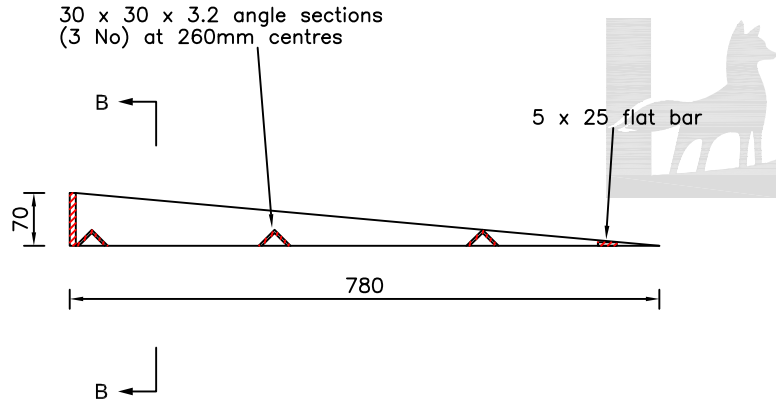


NOTES:

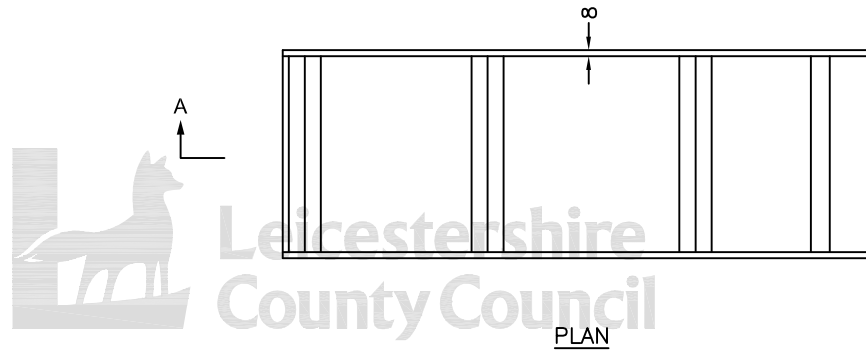
1. All dimensions are in millimetres unless otherwise stated.
2. Shoe to be fabricated in 8mm mild steel plate unless otherwise stated.
3. Continuous 5mm fillet welds at all intersections of plate, angles and bar.
4. Read this drawing in conjunction with Drg Nos [SD/7/17](#) and [SD/7/19](#)



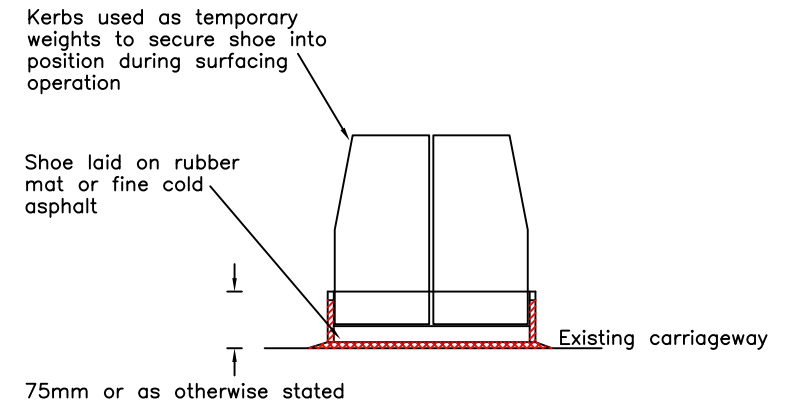
SECTION BB



SECTION AA



PLAN



IN USE DETAIL



©Crown copyright 2007. All rights reserved. Use of this image is limited to viewing on-line and printing one copy. Leicestershire County Council. 100019271.

<p>DEPARTMENT OF HIGHWAYS TRANSPORTATION AND WASTE MANAGEMENT</p>	TITLE:	STANDARD DRAWING	DRAWING NUMBER	DATE			
		TEMPORARY STEEL SHOE-FABRICATION DETAIL	SD/7/18	MAY 2002			
			AUTOCAD REF	SCALE			
			K:\GENERAL\ID9997\STDDRG\SD718	NOT TO SCALE	Rev	Date	Notes on Revision