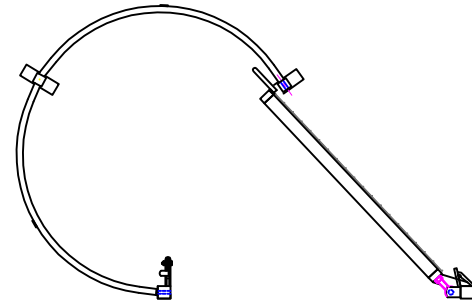
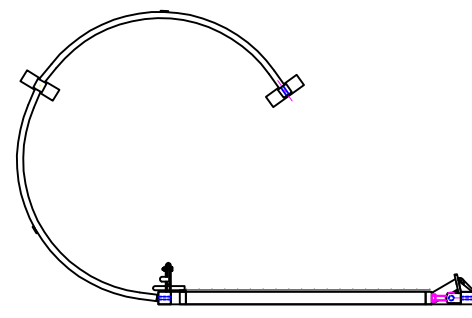
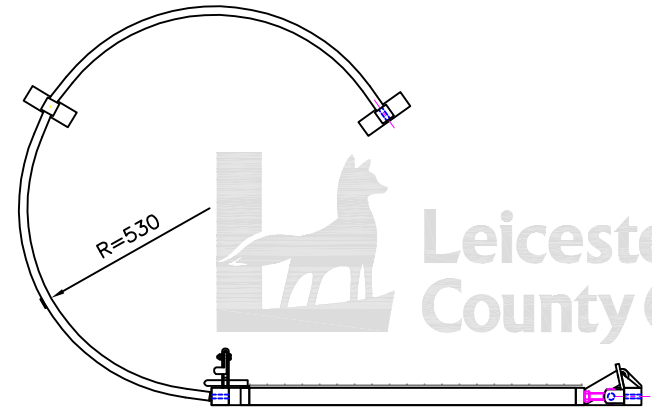


Leicestershire  
County Council



GATE OPENING



GATE CLOSED

NOTES:

1. All dimensions are in millimetres unless otherwise stated.
2. Hoop should be attached to gate prior to excavation to mark out appropriate digging points. This also allows for check of how the structure will link into existing fencing or limitations.
3. Top of gate frame, gate and hoop to be level and vertical. On land subject to a slope some levelling of the ground may be needed around the structure prior to erection.
4. Post holes to be 150mm wide, and top of cross member to be 100mm below ground level. Where location may be used for lambing, base cross piece to be 175mm below ground level.
5. Gate to be set in concrete. If stock is in field, or public use expected shortly after installation, rapid set concrete to be used. Hoop support legs to be also set in concrete.
5. Where stock is only on one side of fence, hoop to be placed on non-stock side where conditions allow. This may not be possible on some roadside locations.
6. Hoop must not cause any impediment to other legitimate users of the land.
7. Once erected, gate should be adjusted and checked for self-closing. Gate catch should also be free moving.
8. Gate hinge bolts to be made tamper proof.
9. Ensure post caps are in place.
10. Gates to be supplied by:-  
Centrewire Ltd,  
Brookhouse Industrial Estate,  
Cheadle,  
Stoke - on - Trent,  
Staffordshire,  
ST10 1SR  
[www.centrewire.com](http://www.centrewire.com)  
[sales@centrewire.com](mailto:sales@centrewire.com)

©Crown copyright 2007. All rights reserved. Use of this image is limited to viewing on-line and printing one copy. Leicestershire County Council 100619221.

  
DEPARTMENT OF HIGHWAYS  
TRANSPORTATION AND  
WASTE MANAGEMENT

TITLE:  
**'WOODSTOCK' KISSING GATE**

DRAWING NUMBER	DATE
SD/FP/12	SEPTEMBER 2007
AUTOCAD REF	SCALE
K:\GENERAL\ID9997\STDDRG\SDFP12	NOT TO SCALE

Rev	Date	Notes on Revision